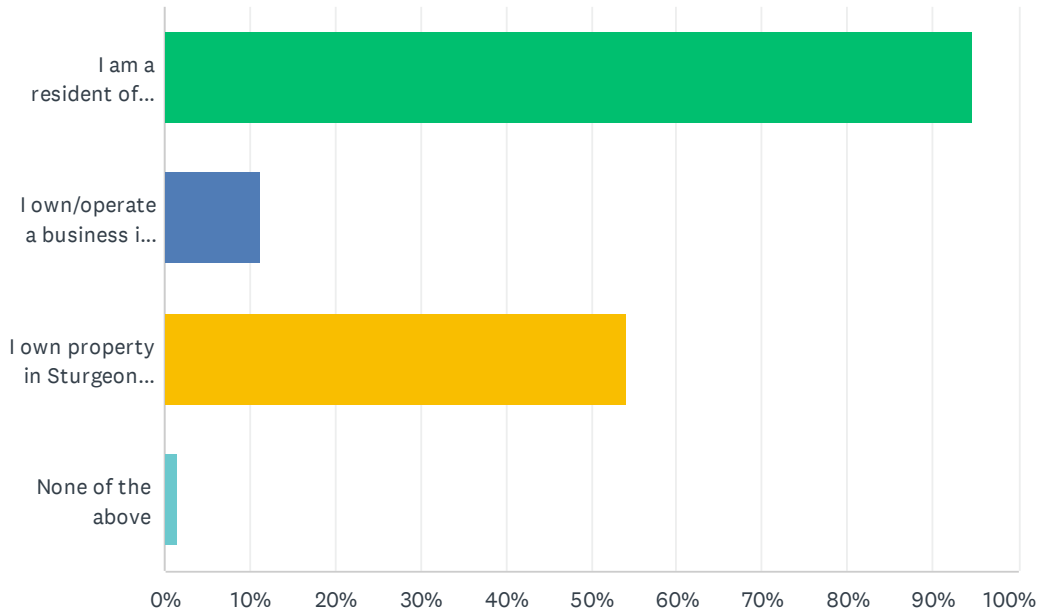


Q1 Are you any of the following? (Select all that apply.)

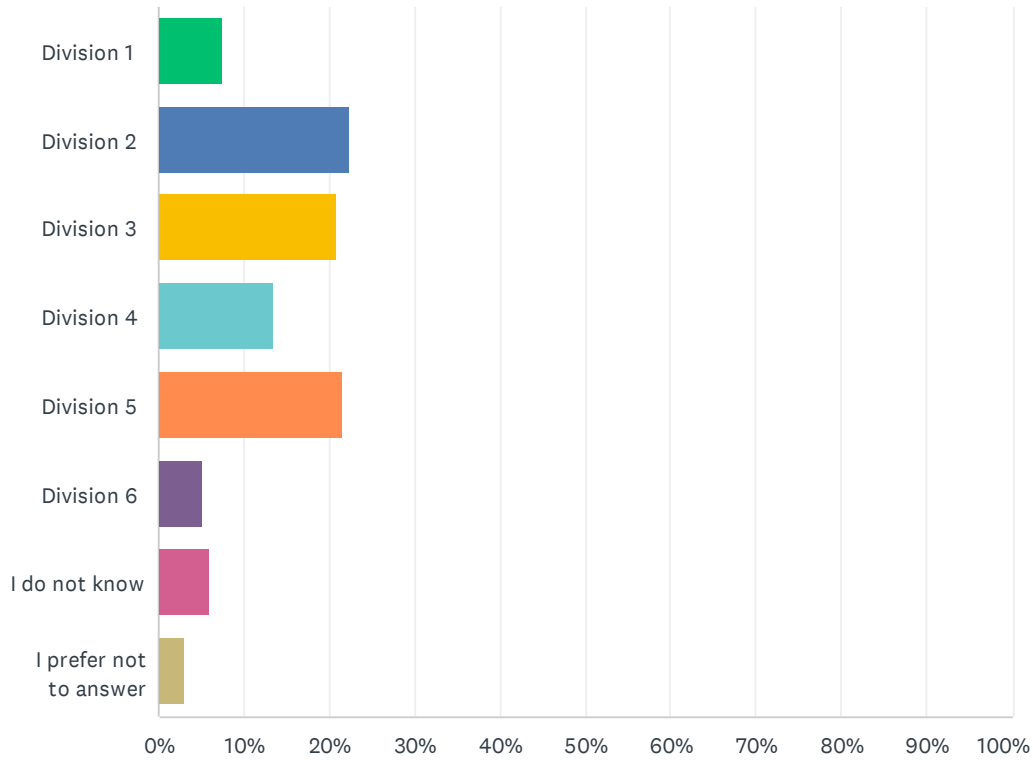
Answered: 133 Skipped: 1



ANSWER CHOICES	RESPONSES	
I am a resident of Sturgeon County	94.74%	126
I own/operate a business in Sturgeon County	11.28%	15
I own property in Sturgeon County	54.14%	72
None of the above	1.50%	2
Total Respondents: 133		

Q2 Which Division(s) are you associated with? Find your Division here.

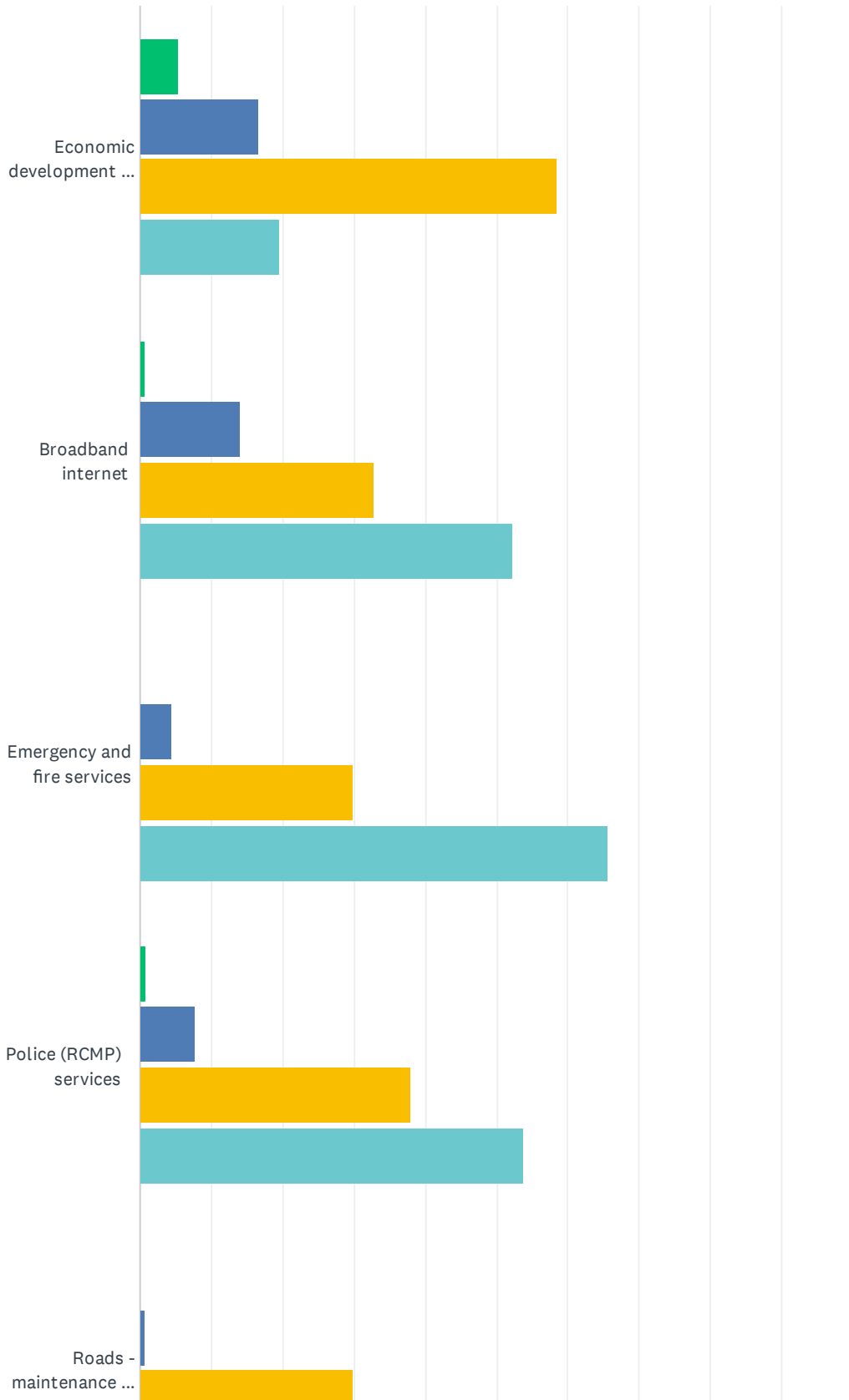
Answered: 134 Skipped: 0



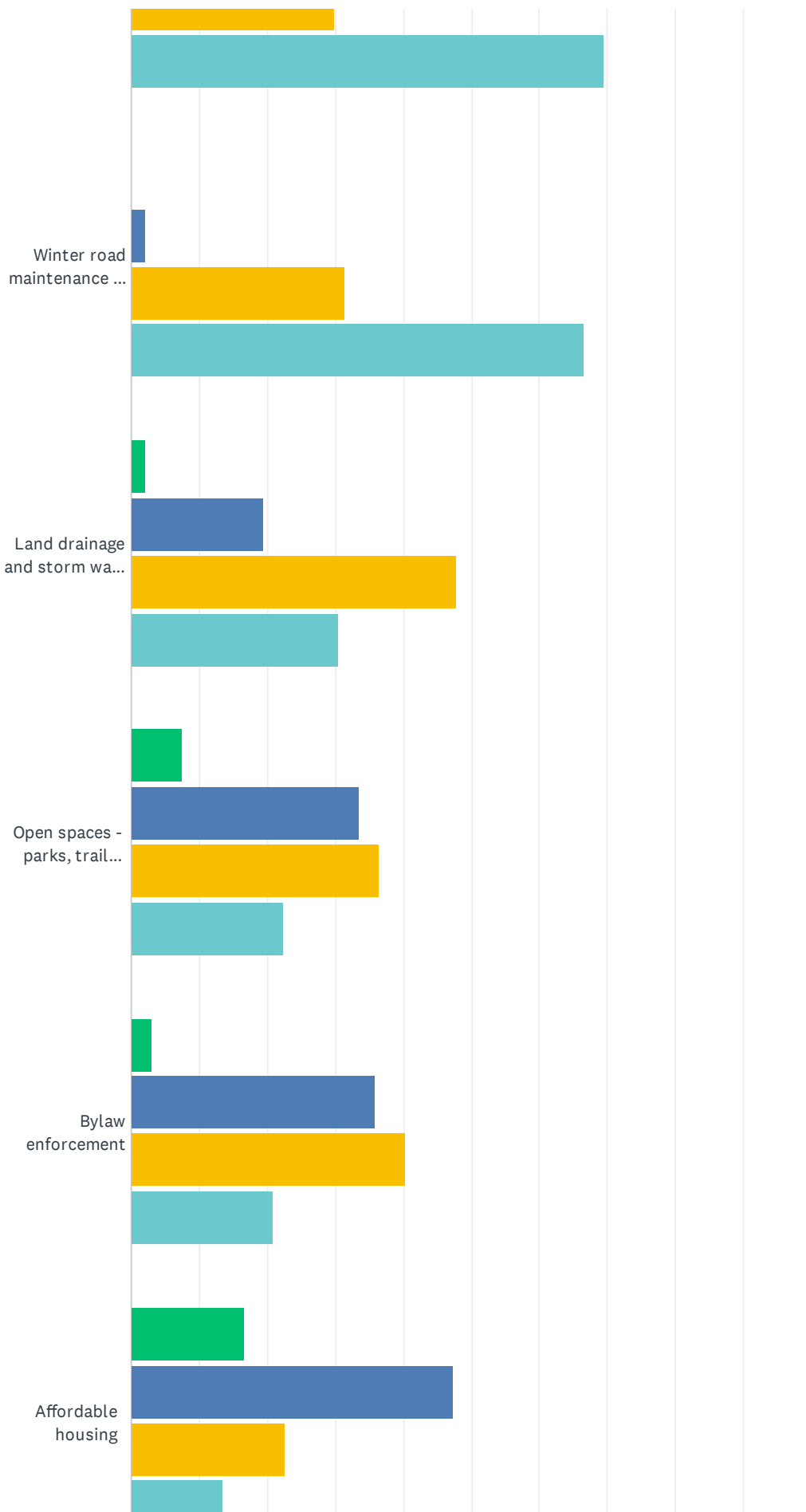
ANSWER CHOICES	RESPONSES	
Division 1	7.46%	10
Division 2	22.39%	30
Division 3	20.90%	28
Division 4	13.43%	18
Division 5	21.64%	29
Division 6	5.22%	7
I do not know	5.97%	8
I prefer not to answer	2.99%	4
Total Respondents: 134		

Q3 How important are the following programs and services to you?

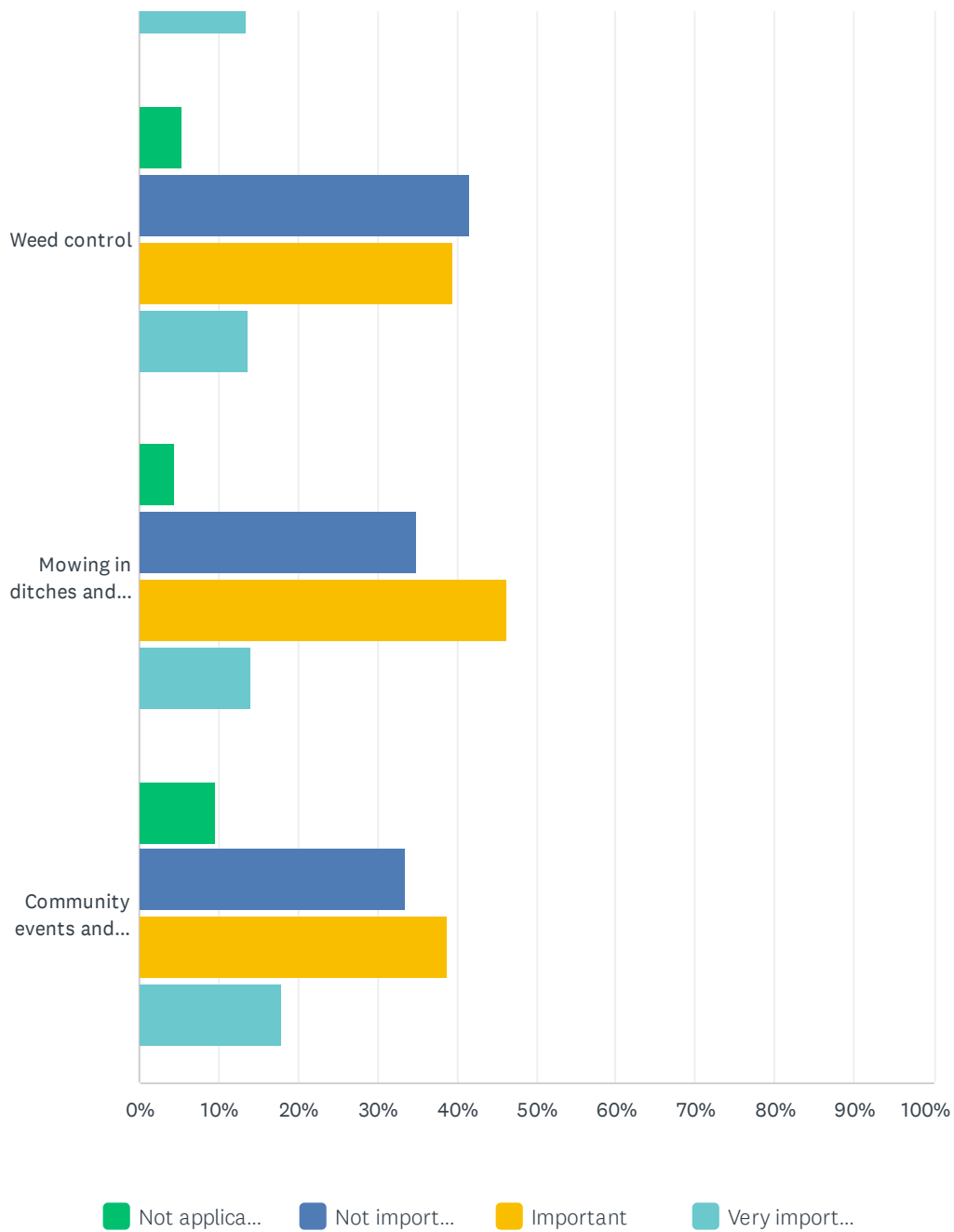
Answered: 134 Skipped: 0



2023 Public Engagement Survey



2023 Public Engagement Survey

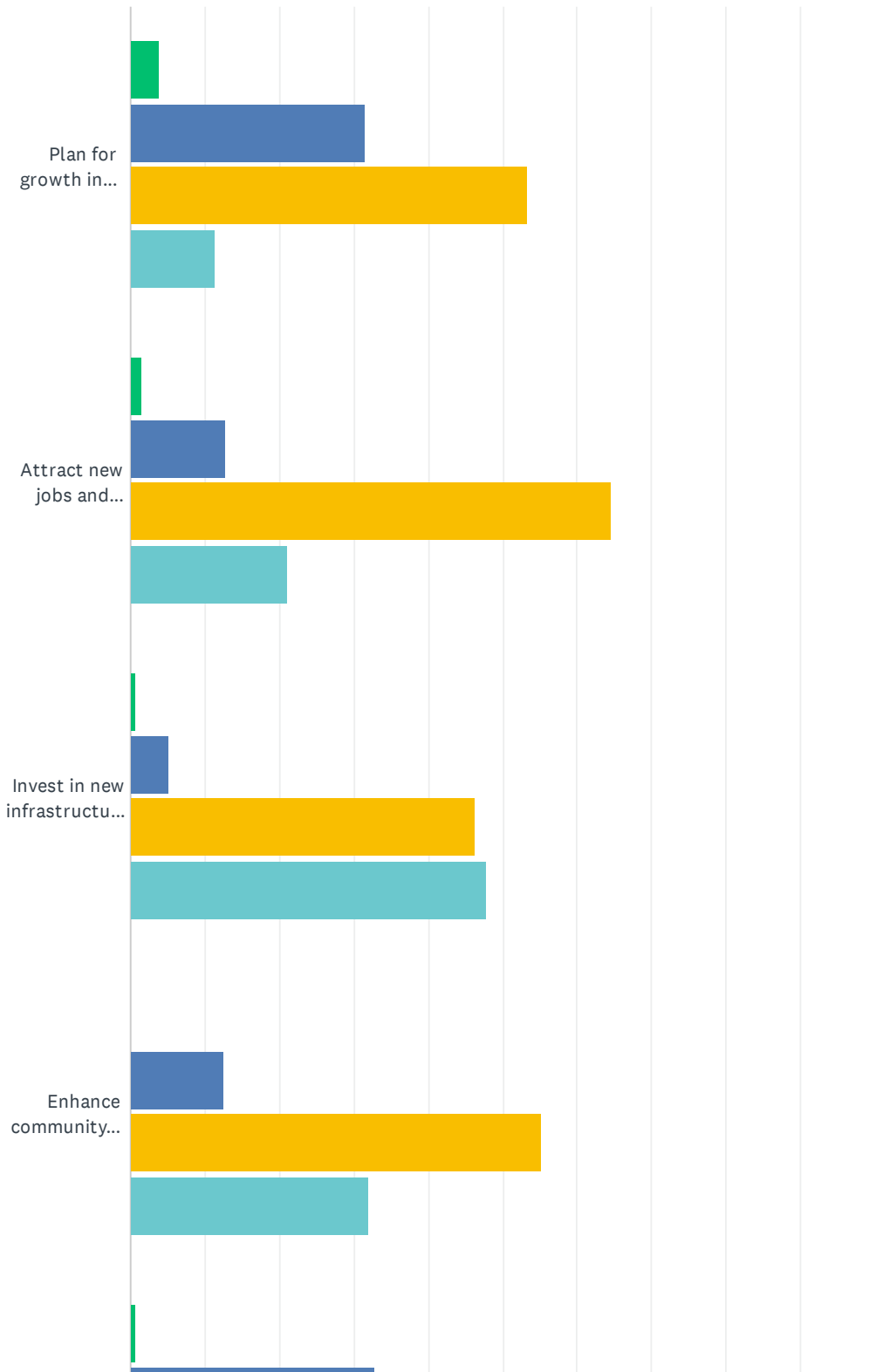


2023 Public Engagement Survey

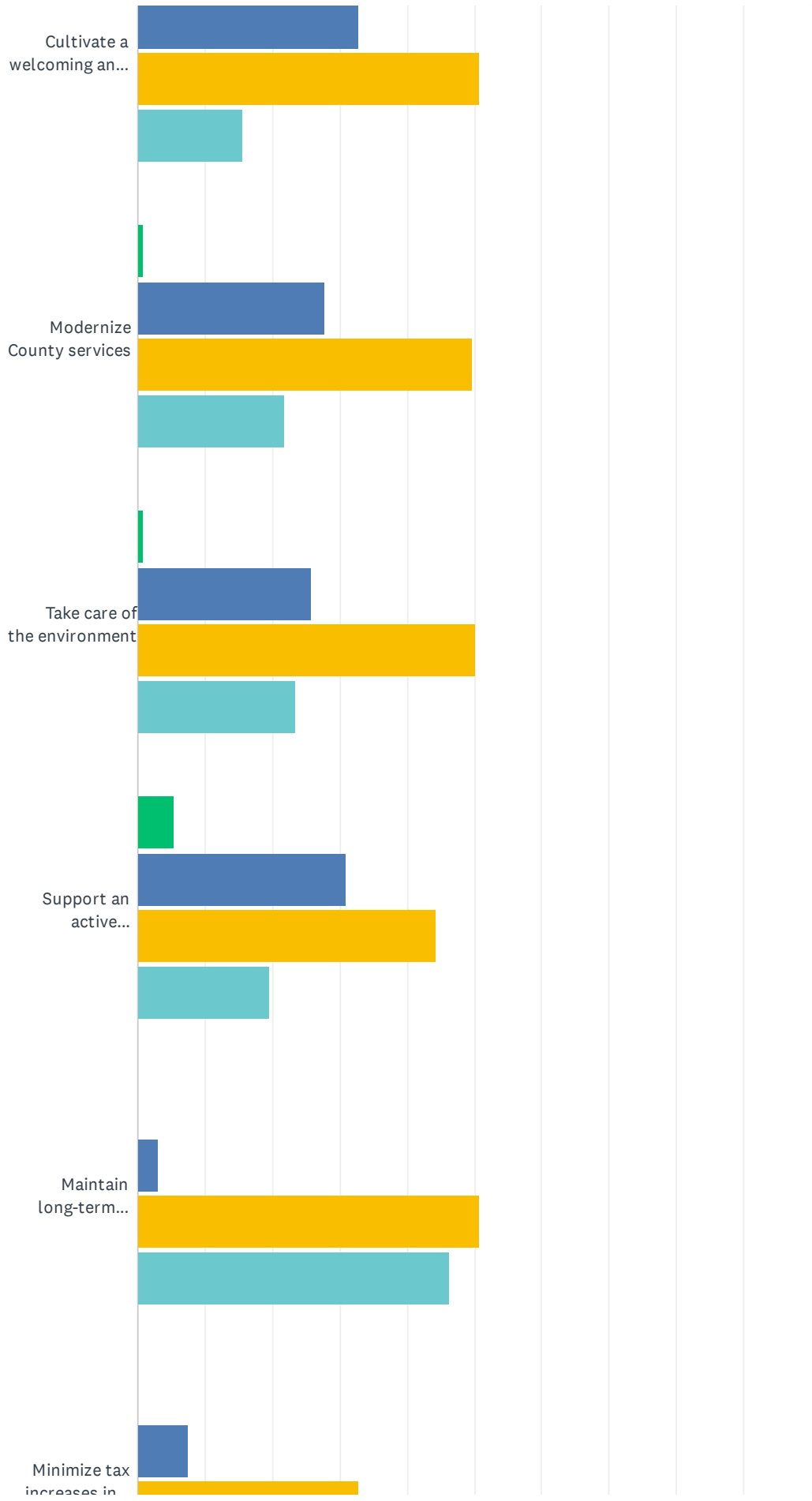
	NOT APPLICABLE / DO NOT USE	NOT IMPORTANT	IMPORTANT	VERY IMPORTANT	TOTAL	WEIGHTED AVERAGE
Economic development - attracting and retaining jobs and investment	5.30% 7	16.67% 22	58.33% 77	19.70% 26	132	2.92
Broadband internet	0.75% 1	14.18% 19	32.84% 44	52.24% 70	134	3.37
Emergency and fire services	0.00% 0	4.48% 6	29.85% 40	65.67% 88	134	3.61
Police (RCMP) services	0.76% 1	7.58% 10	37.88% 50	53.79% 71	132	3.45
Roads - maintenance and construction	0.00% 0	0.75% 1	29.85% 40	69.40% 93	134	3.69
Winter road maintenance - snow plowing, sanding, and salting	0.00% 0	2.24% 3	31.34% 42	66.42% 89	134	3.64
Land drainage and storm water management - ditches, storm sewers, and low impact developments etc.	2.24% 3	19.40% 26	47.76% 64	30.60% 41	134	3.07
Open spaces - parks, trails, and dog parks etc.	7.46% 10	33.58% 45	36.57% 49	22.39% 30	134	2.74
Bylaw enforcement	2.99% 4	35.82% 48	40.30% 54	20.90% 28	134	2.79
Affordable housing	16.54% 22	47.37% 63	22.56% 30	13.53% 18	133	2.33
Weed control	5.30% 7	41.67% 55	39.39% 52	13.64% 18	132	2.61
Mowing in ditches and municipal reserve	4.48% 6	35.07% 47	46.27% 62	14.18% 19	134	2.70
Community events and community spaces	9.70% 13	33.58% 45	38.81% 52	17.91% 24	134	2.65

Q5 Sturgeon County has identified several community outcomes and the related strategic priorities to achieve them over time. Please rank the following strategic priorities:

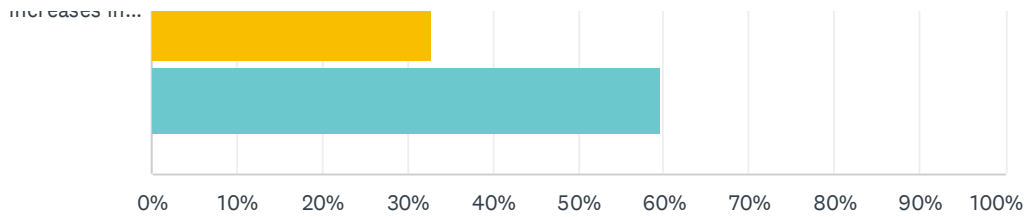
Answered: 134 Skipped: 0



2023 Public Engagement Survey



2023 Public Engagement Survey



■ NA / do not...
 ■ Not import...
 ■ Important
 ■ Very import...

	NA / DO NOT USE	NOT IMPORTANT	IMPORTANT	VERY IMPORTANT	TOTAL	WEIGHTED AVERAGE
Plan for growth in population	3.76% 5	31.58% 42	53.38% 71	11.28% 15	133	2.72
Attract new jobs and investment to support revenue for programs and services	1.50% 2	12.78% 17	64.66% 86	21.05% 28	133	3.05
Invest in new infrastructure - broadband, road infrastructure improvements, and recreation spaces	0.75% 1	5.22% 7	46.27% 62	47.76% 64	134	3.41
Enhance community safety	0.00% 0	12.69% 17	55.22% 74	32.09% 43	134	3.19
Cultivate a welcoming and beautiful community	0.75% 1	32.84% 44	50.75% 68	15.67% 21	134	2.81
Modernize County services	0.75% 1	27.82% 37	49.62% 66	21.80% 29	133	2.92
Take care of the environment	0.76% 1	25.76% 34	50.00% 66	23.48% 31	132	2.96
Support an active community	5.26% 7	30.83% 41	44.36% 59	19.55% 26	133	2.78
Maintain long-term financial sustainability	0.00% 0	2.99% 4	50.75% 68	46.27% 62	134	3.43
Minimize tax increases in the future	0.00% 0	7.46% 10	32.84% 44	59.70% 80	134	3.52