



December 1, 2023

Cpl. Dillon VAHEY  
NCO i/c Redwater RCMP Detachment  
Redwater, Alberta


Dear Mayor Alanna HNATIW,

Please find the quarterly Community Policing Report attached that covers the July 1<sup>st</sup> to September 30<sup>th</sup>, 2023 reporting period. The attached report serves to provide a quarterly snapshot of the human resources, financial data and crime statistics for the Redwater RCMP Detachment.

This quarter I want to update you on the status of Body Worn Camera (BWC) field test pilot project, which commenced earlier this year in Grand Prairie, Parkland, and St. Paul Detachments respectively. The rollout of BWC is part of the RCMP's on-going efforts to be transparent and accountable to the communities we serve. The use of BWC can play a role in enhancing public trust, improving interactions between the public and police, resolving public complaints more quickly, and improving evidence gathering. I wish to advise that the 10-week BWC & Digital Evidence Management Service (DEMS) Field Test has ended. Over the course of the Field Test, the Project Team reviewed the tools and services provided by the Contractor as well feedback provided by users of the Field Test Service against the contractual requirements. The RCMP has determined that the Contractor has not successfully met the Field Test requirements as outlined in the Contract. As such, we are in the process of transitioning to a new Contractor, and more details will be shared once they are confirmed.

Your ongoing engagement and the feedback you provide guides our Detachment team and supports the reinforcement of your policing priorities. I always remain available to discuss your community-identified policing priorities and/or any ideas you may have that will enhance our service delivery to address the priorities that are important to you. As the Chief of Police for your community, I invite you to contact me should you have any questions or concerns.

Cpl. Dillon VAHEY  
NCO i/c  
Redwater RCMP Detachment



## RCMP Provincial Policing Report


<b>Detachment</b>	Redwater
<b>Detachment Commander</b>	Cpl. Dillon Vahey
<b>Quarter</b>	Q2
<b>Date of Report</b>	2023-11-15

### Community Consultations

<b>Date</b>	2023-07-04
<b>Meeting Type</b>	Community Connection
<b>Topics Discussed</b>	Crime Reduction Initiatives
<b>Notes/Comments</b>	Attended Coffee with a Cop at the Redwater Tim Hortons and in Thorhild.

<b>Date</b>	2023-07-13
<b>Meeting Type</b>	Meeting with Stakeholder(s)
<b>Topics Discussed</b>	Regular reporting and information sharing
<b>Notes/Comments</b>	Detachment Commander held monthly meeting with County Community Services Director.

<b>Date</b>	2023-07-25
<b>Meeting Type</b>	Meeting with Elected Officials
<b>Topics Discussed</b>	Regular reporting and information sharing
<b>Notes/Comments</b>	Detachment commander and Operations NCO attended Thorhild Council Meeting and presented on the 2022/2023 year end APP and the 2023/2024 APP.




<b>Date</b>	2023-08-01
<b>Meeting Type</b>	Community Connection
<b>Topics Discussed</b>	Education Session
<b>Notes/Comments</b>	Attended Coffee with a Cop at the Redwater Tim Hortons and in Thorhild.

<b>Date</b>	2023-08-22
<b>Meeting Type</b>	Meeting with Stakeholder(s)
<b>Topics Discussed</b>	Regular reporting and information sharing
<b>Notes/Comments</b>	Detachment Commander and Ops NCO attended Committee of the Whole meeting in Sturgeon County Council.


<b>Date</b>	2023-09-05
<b>Meeting Type</b>	Community Connection
<b>Topics Discussed</b>	Education Session
<b>Notes/Comments</b>	Attended Coffee with a Cop at the Redwater Tim Hortons and in Thorhild.

<b>Date</b>	2023-09-07
<b>Meeting Type</b>	Meeting with Stakeholder(s)
<b>Topics Discussed</b>	Regular reporting and information sharing
<b>Notes/Comments</b>	Detachment Commander attended monthly meeting with the Redwater Chief Administrative Officer.



## Community Priorities

<p><b>Priority 1</b></p>	<p>Crime Reduction - Prolific Offenders</p>
<p><b>Current Status &amp; Results</b></p>	<p>Proactive interactions with prolific offenders has seen an increase this quarter, with 28 documented interactions, resulting in 5 offenders facing new charges for failing to comply.</p> <p>Warrant executions remain steady with an additional 30 being executed this quarter.</p> <p>The BAIT program continues to undergo re-tooling, but deployments are anticipated in the near future.</p>
<p><b>Priority 2</b></p>	<p>Community Engagement</p>
<p><b>Current Status &amp; Results</b></p>	<p>Town Halls are in the planning stages, anticipated to be completed by end of fiscal year.</p> <p>Interactions remain steady with community groups, including COP/RCW, and with schools and other community groups.</p> <p>Social media engagement continues, with weekly Rave Alert releases continuing. Facebook social media engagement has not yet began, as K Division works on the creation of Redwater's facebook page.</p>
<p><b>Priority 3</b></p>	<p>Enforcement/Visiblity in Communities</p>
<p><b>Current Status &amp; Results</b></p>	<p>Members are consistently hitting targets for violation tickets. One JFO was conducted in the reporting period, and planning has started for upcoming JFO for the coming quarter.</p> <p>Check stop planning has already started, in conjunction with the provincial traffic unit.</p>



**Priority 4**


Reduce substances abuse

**Current Status & Results**

Redwater Detachment continues to focus on CDSA investigations this quarter. During the second quarter, 6 possession of controlled substance charges were laid, and one charge of possession for the purpose of trafficking charge was laid. Notably, a significant seizure of over 1000 illicit pills was made.

EAD CRU engagements continue for the purposes of increased intelligence led policing, with additional assistance with training for source handling and related procedures.

RPACT was consulted twice in the reporting period, but not deployed. Guidance was provided. RPACT is going to be assisting with additional training for Health IM.




## Crime Statistics<sup>1</sup>


The following table provides policing statistics on actual offences within the periods listed. Please see Appendix for additional information and a five-year comparison.

Category	July - September			January - December		
	2022	2023	% Change Year-over-Year	2021	2022	% Change Year-over-Year
<b>Total Criminal Code</b>	314	279	-11%	820	930	13%
<i>Persons Crime</i>	70	51	-27%	189	176	-7%
<i>Property Crime</i>	197	188	-5%	489	591	21%
<i>Other Criminal Code</i>	47	40	-15%	142	163	15%
<b>Traffic Offences</b>						
<i>Criminal Code Traffic</i>	8	15	88%	29	47	62%
<i>Provincial Code Traffic</i>	632	632	0%	1,799	2,307	28%
<i>Other Traffic</i>	0	1	N/A	6	2	-67%
<b>CDSA Offences</b>	3	7	133%	6	10	67%
<b>Other Federal Acts</b>	6	7	17%	13	18	38%
<b>Other Provincial Acts</b>	57	51	-11%	259	232	-10%
<b>Municipal By-Laws</b>	8	8	0%	62	30	-52%
<b>Motor Vehicle Collisions</b>	77	57	-26%	299	344	15%

<sup>1</sup> Data extracted from a live database (PROS) and is subject to change over time.

## Trends/Points of Interest





**Provincial Police Service Composition Table<sup>2</sup>**

Staffing Category	Established Positions	Working	Soft Vacancies <sup>3</sup>	Hard Vacancies <sup>4</sup>
Police Officers	8	7	0	1
Detachment Support	4	3	0	1

<sup>2</sup> Data extracted on September 30, 2023 and is subject to change.

<sup>3</sup> Soft Vacancies are positions that are filled but vacant due to maternity/paternity leave, medical leave, etc. and are still included in the overall FTE count.


<sup>4</sup> Hard Vacancies reflect positions that do not have an employee attached and need to be filled.

**Comments**

Police Officers: Of the eight established positions, seven officers are currently working with none on special leave. There is one vacancy at this time.

Detachment Support: Of the four established positions, three resources are currently working with none on special leave. There is one hard vacancy at this time.

**Quarterly Financial Drivers**





## Redwater Provincial Detachment Crime Statistics (Actual) Q2: July to September 2019 - 2023

All categories contain "Attempted" and/or "Completed"

October 10, 2023

CATEGORY	Trend	2019	2020	2021	2022	2023	% Change 2019 - 2023	% Change 2022 - 2023	Avg File +/- per Year
Offences Related to Death		0	0	0	0	1	N/A	N/A	0.2
Robbery		0	0	2	0	0	N/A	N/A	0.0
Sexual Assaults		5	5	2	1	1	-80%	0%	-1.2
Other Sexual Offences		1	3	1	1	2	100%	100%	0.0
Assault		18	21	22	46	32	78%	-30%	5.3
Kidnapping/Hostage/Abduction		3	1	3	0	1	-67%	N/A	-0.5
Extortion		0	0	0	0	1	N/A	N/A	0.2
Criminal Harassment		3	8	4	11	8	167%	-27%	1.3
Uttering Threats		5	16	9	11	5	0%	-55%	-0.5
<b>TOTAL PERSONS</b>		<b>35</b>	<b>54</b>	<b>43</b>	<b>70</b>	<b>51</b>	<b>46%</b>	<b>-27%</b>	<b>4.8</b>
Break & Enter		61	17	38	32	39	-36%	22%	-2.9
Theft of Motor Vehicle		26	12	22	21	19	-27%	-10%	-0.5
Theft Over \$5,000		5	4	7	12	5	0%	-58%	0.8
Theft Under \$5,000		49	25	34	37	36	-27%	-3%	-1.4
Possn Stn Goods		20	14	24	21	21	5%	0%	0.9
Fraud		8	11	16	6	5	-38%	-17%	-1.1
Arson		3	1	4	4	4	33%	0%	0.5
Mischief - Damage To Property		37	29	30	38	41	11%	8%	1.7
Mischief - Other		15	3	2	26	18	20%	-31%	2.9
<b>TOTAL PROPERTY</b>		<b>224</b>	<b>116</b>	<b>177</b>	<b>197</b>	<b>188</b>	<b>-16%</b>	<b>-5%</b>	<b>0.9</b>
Offensive Weapons		2	5	1	8	0	-100%	-100%	-0.1
Disturbing the peace		6	1	6	13	13	117%	0%	2.6
Fail to Comply & Breaches		14	11	11	14	12	-14%	-14%	-0.1
<b>OTHER CRIMINAL CODE</b>		<b>15</b>	<b>14</b>	<b>14</b>	<b>12</b>	<b>15</b>	<b>0%</b>	<b>25%</b>	<b>-0.2</b>
<b>TOTAL OTHER CRIMINAL CODE</b>		<b>37</b>	<b>31</b>	<b>32</b>	<b>47</b>	<b>40</b>	<b>8%</b>	<b>-15%</b>	<b>2.2</b>
<b>TOTAL CRIMINAL CODE</b>		<b>296</b>	<b>201</b>	<b>252</b>	<b>314</b>	<b>279</b>	<b>-6%</b>	<b>-11%</b>	<b>7.9</b>



## Redwater Provincial Detachment Crime Statistics (Actual) Q2: July to September 2019 - 2023

All categories contain "Attempted" and/or "Completed"

October 10, 2023

CATEGORY	Trend	2019	2020	2021	2022	2023	% Change 2019 - 2023	% Change 2022 - 2023	Avg File +/- per Year
Drug Enforcement - Production		0	0	0	0	0	N/A	N/A	0.0
Drug Enforcement - Possession		1	5	1	3	5	400%	67%	0.6
Drug Enforcement - Trafficking		3	2	0	0	2	-33%	N/A	-0.4
Drug Enforcement - Other		0	0	0	0	0	N/A	N/A	0.0
<b>Total Drugs</b>		<b>4</b>	<b>7</b>	<b>1</b>	<b>3</b>	<b>7</b>	<b>75%</b>	<b>133%</b>	<b>0.2</b>
Cannabis Enforcement		0	1	0	1	0	N/A	-100%	0.0
Federal - General		1	1	0	2	0	-100%	-100%	-0.1
<b>TOTAL FEDERAL</b>		<b>5</b>	<b>9</b>	<b>1</b>	<b>6</b>	<b>7</b>	<b>40%</b>	<b>17%</b>	<b>0.1</b>
Liquor Act		2	3	0	3	2	0%	-33%	0.0
Cannabis Act		2	2	1	0	0	-100%	N/A	-0.6
Mental Health Act		14	13	23	23	25	79%	9%	3.2
Other Provincial Stats		48	55	39	31	24	-50%	-23%	-7.2
<b>Total Provincial Stats</b>		<b>66</b>	<b>73</b>	<b>63</b>	<b>57</b>	<b>51</b>	<b>-23%</b>	<b>-11%</b>	<b>-4.6</b>
Municipal By-laws Traffic		0	2	0	0	0	N/A	N/A	-0.2
Municipal By-laws		20	17	25	8	8	-60%	0%	-3.3
<b>Total Municipal</b>		<b>20</b>	<b>19</b>	<b>25</b>	<b>8</b>	<b>8</b>	<b>-60%</b>	<b>0%</b>	<b>-3.5</b>
Fatals		0	5	0	0	0	N/A	N/A	-0.5
Injury MVC		6	8	12	12	9	50%	-25%	1.0
Property Damage MVC (Reportable)		61	47	58	55	42	-31%	-24%	-3.0
Property Damage MVC (Non Reportable)		7	5	10	10	6	-14%	-40%	0.3
<b>TOTAL MVC</b>		<b>74</b>	<b>65</b>	<b>80</b>	<b>77</b>	<b>57</b>	<b>-23%</b>	<b>-26%</b>	<b>-2.2</b>
Roadside Suspension - Alcohol (Prov)		N/A	N/A	N/A	N/A	2	N/A	N/A	N/A
Roadside Suspension - Drugs (Prov)		N/A	N/A	N/A	N/A	0	N/A	N/A	N/A
<b>Total Provincial Traffic</b>		<b>1,001</b>	<b>1,023</b>	<b>563</b>	<b>632</b>	<b>632</b>	<b>-37%</b>	<b>0%</b>	<b>-112.9</b>
<b>Other Traffic</b>		<b>10</b>	<b>5</b>	<b>2</b>	<b>0</b>	<b>1</b>	<b>-90%</b>	<b>N/A</b>	<b>-2.3</b>
<b>Criminal Code Traffic</b>		<b>23</b>	<b>19</b>	<b>11</b>	<b>8</b>	<b>15</b>	<b>-35%</b>	<b>88%</b>	<b>-2.7</b>
<b>Common Police Activities</b>									
False Alarms		16	22	7	11	11	-31%	0%	-2.1
False/Abandoned 911 Call and 911 Act		42	23	21	12	29	-31%	142%	-3.7
Suspicious Person/Vehicle/Property		88	64	86	72	59	-33%	-18%	-5.0
Persons Reported Missing		5	7	5	2	4	-20%	100%	-0.7
Search Warrants		0	2	0	1	1	N/A	0%	0.1
Spousal Abuse - Survey Code (Reported)		31	30	29	24	25	-19%	4%	-1.8
Form 10 (MHA) (Reported)		0	1	1	3	2	N/A	-33%	0.6