



Sturgeon County
Tri-Annual Financial Report (T1)
For the period ending April 30, 2022

Presented to you by:
Corporate Finance & Treasury

Financial Overview

Sturgeon County Council passed the 2022 Operating and Capital Budget on December 14, 2021, which reflected a financially sustainable, future-ready financial plan while maintaining competitive tax rates.

Periodic financial reporting provides accountability, transparency, and aids in the development of long-term and strategic planning by understanding the current financial environment, opportunities, or challenges that will better inform and support decision making. The “T1” financial report is for the first tri-annual period from January 1, 2022, to April 30, 2022.

The consolidated operating income statement presented below reflects the County’s financial results to April 30, 2022, with the budget variance to year end. Tax revenue will be recognized in the second tri-annual report in alignment with the May 27th property tax assessment date. The year-to-date spending represents 28% of the annual budget and is trending normal in comparison to 2021 and 2020, which were 27% and 29% in T1, respectively.

DEPARTMENT BUDGET

Sturgeon County

Leadership approved carry forward amounts have been added to this report and form part of the revised budget amount.

	Leadership Approved Carryforwards	Base Budget	Service Enhancements	In-Year Changes	2022 Authorized Budget	Actuals to month ended April 2022	Actual Variance to Budget (Over)/Under	Actual Variance to (Over)/Under
Revenues:								
Taxes		85,828,138			85,828,138		100.0%	85,828,138
Sales & User Charges		13,832,973			13,832,973	4,566,192	67.0%	9,266,781
Government Grants		953,998	243,000	11,250	1,208,248	246,436	79.6%	961,812
Other Revenues		2,081,669	146,250		2,227,919	455,241	79.6%	1,772,678
Cost Recoveries						(4,894)		4,894
Total Revenues		102,696,778	389,250	11,250	103,097,278	5,262,975	94.9%	97,834,303
Expenditures:								
Salaries, Wages & Benefits		28,882,872	2,304,000	217,498	31,404,370	9,418,642	70.0%	21,985,728
Contracted & General Services	2,170,614	17,774,381	1,816,475	1,096,294	22,857,764	3,939,344	82.8%	18,918,420
Materials, Goods & Utilities	898,758	14,543,174	225,080		15,667,012	3,397,323	78.3%	12,269,689
Grants	51,450	3,509,408		5,611	3,566,469	2,895,687	18.8%	670,782
Provisions for Allowances		416,100			416,100		100.0%	416,100
Internal Cost Allocations						969,436		(969,436)
Interest on Long-Term Debt		698,796			698,796	35,399	94.9%	663,397
Total Expenses	3,120,822	65,824,731	4,345,555	1,319,403	74,610,511	20,655,831	72.3%	53,954,680
Net Operating Cost	(3,120,822)	36,872,047	(3,956,305)	(1,308,153)	28,486,767	(15,392,856)	154.0%	(43,879,623)
Net Debt Principal		(3,198,271)			(3,198,271)	(464,214)	85.5%	2,734,057
Transfers (to) from Reserve	3,120,822	(5,142,411)	504,500	1,302,542	(214,547)	(13,000,367)	(5,959.4%)	(12,785,820)
Transfers (to) from Accumulated Surplus		(1,732,320)			(1,732,320)		100.0%	1,732,320
Contributed to Capital		(23,347,240)			(23,347,240)	(23,362,190)	(0.1%)	(14,950)
Gain(Loss) on Sale of Asset						(19,974)		(19,974)
Net for Funding Purposes		3,451,805	(3,451,805)	(5,611)	(5,611)	(52,239,601)	(930,921.2%)	(52,233,990)
Amortization Expense								
TCA Amortization		(11,737,640)			(11,737,640)		100.0%	11,737,640
Net for Budget Purposes		(8,285,835)	(3,451,805)	(5,611)	(11,743,251)	(52,239,601)	(344.8%)	(40,496,350)

Municipal Operations Summary

Tax & Other Revenue

Municipal assessment and taxation revenue is expected to be less than anticipated in the amount of \$0.8 million. This results from assessment class reclassifications, recognition of non-assessable costs, and the difficulty to quantify and predict asset additions and disposal made by industrial property owners.

Supplementary Assessment Bylaw 1586/22 was passed by Council, which may result in favourable supplementary tax revenue. Supplementary assessments provide equity amongst property owners by capturing the increased value of properties that were only partially completed on December 31, 2021 and have since become completed or occupied. The value gained is applied on a prorated basis and is limited to when new construction is completed, occupied, or when a project begins its operational function during the current tax year. When new construction is completed or becomes occupied, the owners receive municipal services, and the supplementary assessment contributes towards equitable distribution of the costs to provide those services. Historically, the supplementary taxes generate anywhere from \$0.3 - \$0.8 million excluding significant tax growth. In the fall, supplementary taxes will be finalized.

Treasury financial management sessions between Administration and our long-term investment advisors have provided positive information in our cash management planning. Rates from 2020 through 2021 were not faring any better than what a standard savings account had to offer, whereas now, we are seeing an increase in short- and long-term options for the County to take advantage of in T2 and T3 of 2022. On June 28, 2022, Canadian Imperial Bank of Commerce will be attending the Committee of the Whole to provide an economic update presentation to Council.

Contracted, General Services, Materials and Goods

Inflation is the decrease of the purchasing power of money and affects all aspects of the County's operations. In our initial review, we anticipate potential year-end inflation impacts of approximately \$0.7 million, primarily attributed to fuel.

There is major disruption occurring in supply chain across all sectors, which is preventing departments in the procurement of goods which may result in current year savings due to purchase deferrals as a result of the inability to obtain goods and services. These potential savings will continue to be monitored throughout the remainder of the year. Overall, this may provide flexibility to manage the inflationary pressures.

Salaries, Wages, and Benefits

According to the Alberta Average Weekly Earnings, as of March 2022 there has been an approximately 3.7% increase in provincial wages. This increase will put inflationary pressures on the County for future years because Salaries and Wages represents the County's largest single expense.

Municipal Capital Summary

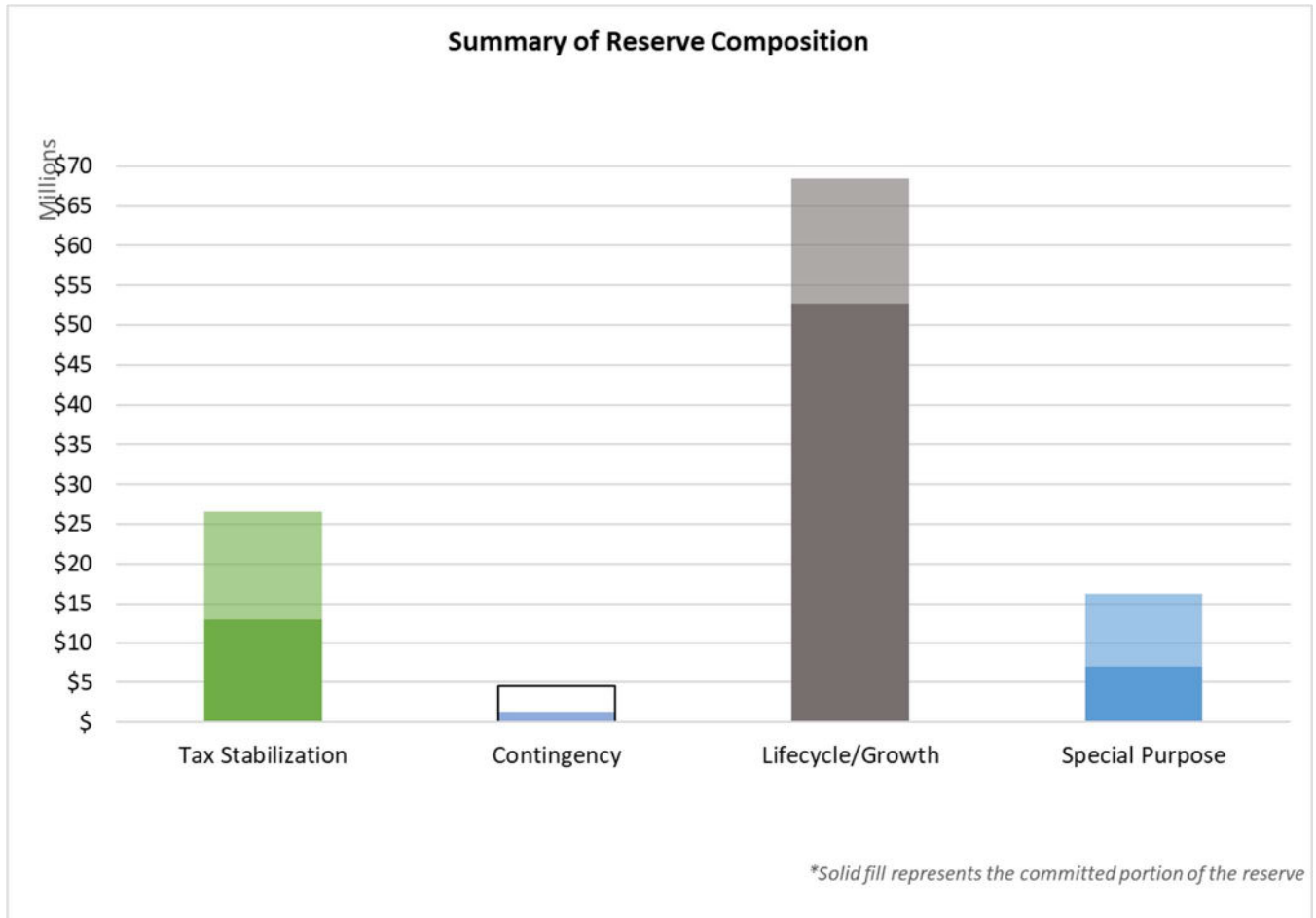
The 2022 capital program total is \$104.3 million with \$2.7 million spent as of April 30, 2022. Below you will find the composition of the anticipated capital spend for 2022.

- \$45.2 million in 2021 carry forwards;
- \$57.2 million from the approved 2022 capital budget, and
- \$1.9 million from 2022 in year changes (Council and department).

The capital plan project listing consists of 156 capital projects or programs. Administration is currently completing a review of project tender statuses and will provide further detail of these projects to Council at a later date. This information will support the assessment of the County's capital inflation risk for 2022.

Reserve Summary

As of April 30, 2022, the total balance of reserves is \$112.5 million, of which \$40 million remains uncommitted. Municipal reserves are essentially a savings account for Sturgeon County. Committed reserves are funds set aside for specific purposes such as replacement or need for new equipment and facilities, to stabilize taxes, for special purposes, and possible contingencies. Uncommitted reserves are fund that can be applied to planned or emergent priorities.



Administration is currently undertaking a holistic review of the Sturgeon County's reserve policy. Currently, the contingency reserve has been accepted by Council to have a target balance of \$4.5 million. The reserve currently sits at \$1.2 million.

Appendices: A

2022 Municipal Capital Project Listing

For the period ended April 30, 2022

Drainage	Remaining Project Budget	2022 Cost to Date	Project Status	Comments
Villeneuve Drainage Channel	1,273,601	214,749	In Progress 0-50%	
West Fairhaven Drainage	380,478	-	In Progress >75%	Project is substantially complete.
Riviere Qui Barre Drainage	207,004	-	Completed	Waiting for PM to confirm if they want to release the balance
Lamoureux Drive Drainage	88,957	-	Completed	FAC to be completed in 2022
Glenview Acres Subdivision	464,207	4,176	In Design	
Waterdale Park Subdivision	439,789	727	In Design	
Estate Way Erosion Control Repair	271,032	-	Completed	Waiting for PM to confirm if they want to release the balance
Pinnacle Ridge Trail Erosion Control Repair / Realignment	328,980	-	In Design	
Feasibility for 2022+ Projects	180,401	34,892	In Progress 0-50%	
Township Road 555A Drainage Project	122,797	-	In Design	Construction planned for 2022
Range Road 244 Drainage Project	65,000	-	In Design	
Range Road 234 Drainage Project	50,000	-	In Design	
Range Road 233 Drainage Project (1.6km)	50,000	-	In Design	
Crossing at Rivers Edge Erosion Control	179,945	1,499	In Progress >75%	Minor work remaining
Feasibility Sturgeon Industrial Park Drainage	50,000	-	In Design	
Upper Manor Pointe Deficiency	-	3,464	In Progress >75%	\$132,741 remains from developer's deposit
Drainage Projects (Priorities TBD)	2,000,000	-	In Progress 0-50%	Trsp will not be splitting budget between project until YE, based off actuals. For now, they are certain the amount will be spend between Alcomdale Drainage (project 370034) and Heritage Ind. Park Drainage (project 370024). But more will be added later on.
Bridges	Remaining Project Budget	2022 Cost to Date	Project Status	Comments
Bridge File 76230	474,484	-	In Progress 0-50%	Waiting on STIP grant update
BF76321	5,000	-	Completed	Waiting for PM to confirm if they want to release the balance
BF9421	5,000	-	Completed	Waiting for PM to confirm if they want to release the balance
Bridge File 9433	26,531	-	Completed	Budget carried forward for warranty / FAC cost
BOAN-23-57-0076	111,835	996	On Hold	Trsp to rename job as "320785375"; Work Deferred to future date pending grant funding approval

Appendices: A

2022 Municipal Capital Project Listing

For the period ended April 30, 2022

BOAN-23-57-0081	111,835	996	● On Hold	Trsp to rename job as "320785372"; Work Deferred to future date pending grant funding approval
Bridge File 558	6,385	-	● Completed	Sharing budget with Project 320700327 Budget carried forward for warranty / FAC cost
BF2212 (Meadowview Dr, East of Rge Rd 261A)	1,500,000	35,000	● In Design	Budget includes \$1.5mil of STIP grant, not yet approved
Bridge File 327 & Bridge File 7707	13,419	-	● Completed	Sharing budget with Project 320700558 Budget carried forward for warranty / FAC cost
BF8369 (Rge Rd 251, North of Twp Rd 560)	30,400	8,134	● In Design	
BF70827	1,910,914	47,829	● In Progress >75%	Contract for \$1,276,520 awarded to Formula Alberta Ltd Trsp believes chance of going underbudget If any savings are found, Trsp want to use budget on a new "emergency bridge" file
Bridge File 74697	30,400	-		
Bridge File 75795	351,000	-	● In Design	
BF76053	1,292,875	-	● In Progress 0-50%	Tendered in 2022; land was purchased in 2021
BF77414 (Rge Rd 271, South of Twp Rd 554)	30,400	27,347	● In Design	
BF85336 (Rge Rd 250A, South of Hwy 37)	400,600	9,490	● In Design	Budget includes \$400k of STIP grant, not yet approved
BF85343	134,239	13,318	● In Progress >75%	
Emergency Bridge Replacement - 54227 RR263 Culvert Washout BF#85388	6,545	22,506	● Completed	Minor costs remaining
DMP Recommended Culvert Upgrades (STIP dependent)	500,000	-	● In Progress 0-50%	Trsp to provide breakdown of how budget is used, after decisions are made
HELN-22-57-0071/72	22,400	-	● Not Yet Started	
HELN-22-57-0074	22,400	-	● Not Yet Started	

<i>Collector Reconstruction</i>	<i>Remaining Project Budget</i>	<i>2022 Cost to Date</i>	<i>Project Status</i>	<i>Comments</i>
Rge Rd 10 - Hwy 37 to Pine Sands Subdivision	113,082	3,638	● In Design	Share budget with Project 3209010037
Rge Rd 220 - Twp Rd 570 to Redwater	3,180,000	54,842	● In Design	
Rge Rd 234 - Twp Rd 560 to Hwy 28	5,179,228	13,653	● In Progress 0-50%	Share budget with Project 3209234560
Range Road 251 Realignment	200,000	7,277	● In Design	
Heritage Industrial Park and Rge Rd 254 Reconstruction (inc. Rge Rd 254 extra 100Mm on south limit)	157,444	-	● Warranty/FAC	Share budget with Project 3209642254
Meadowview Drive - Phase 1	8,003,032	52,076	● In Progress 0-50%	Share budget with Project 3212261A00
Coalmine Road	3,499,874	-	● In Design	Budget remaining should be \$3,499,873.94, capital report need to be fixed Share budget with Project 3209544253

Appendices: A

2022 Municipal Capital Project Listing












For the period ended April 30, 2022

Twp Rd 542A - Trestle Bridge to View Dr	375,000	6,379	● In Design	
	-			
Local Roads	Remaining Project Budget	2022 Cost to Date	Project Status	Comments
Local Road Reconstruction	691,613	-	● Completed	Budget shared with Project 3214240582 Construction moved to 2024/2025
Township Road 572 Reconstruction	174,959	-		Budget relates to Offsite-Levy correction, need to ask Jocelyn
Rge Rd 11 - Hwy 37 to South Limit	500,000	1,828	● In Design	
Rge Rd 212- Hwy 38 to Hwy 644	200,001	-	● On Hold	Trsp have not decided what to do with \$495,629.62 of work already done
Rge Rd 220 - Twp Rd 580 to Redwater Bdry	45,000	19,721	● In Design	
Rge Rd 232 - Twp Rd 572 to Twp Rd 573	80,000	-	● In Design	
Rge Rd 251 - Sturgeon Heights Subdivision to St. Albert Boundary	14,547	1,199	● Completed	
Roseridge Road - RR251 to HWY 642	58,487	3,560	● Warranty/FAC	Budget carried forward for FAC / Warranty Budget shared with Project 3209251555
Hwy 825 & Rge Rd 224A - Intersection	612,076	2,751	● In Progress >75%	
Rge Rd 252 - Bellerose Dr to Coal Mine Rd	1,985,007	-	● In Design	
Rge Rd 252 - PSHQ to Coal Mine Rd	1,950,869	24,204	● In Progress 0-50%	Budget shared with Project 3209252545 and Project 3214540263
Rge Rd 260 - Hwy 37 to St. Albert Boundary	197,500	-	● In Design	On Capital plan for 2023; Trsp have not decided project's eventual status
Rge Rd 272 - Twp Rd 540 to Hwy 633	1,760,000	29,522	● In Design	
Rge Rd 274 - Hwy 633 to Hwy 37 (Campsite Road)	6,152,359	65,578	● In Progress 0-50%	
Twp Rd 542 - Rge Rd 251 to Rge Rd 250	84,631	(2,356)	● In Progress >75%	Budget shared with Project 3214552232
Twp Rd 544 - Hwy 2 to Pro North Ind. Park	4,906,687	16,590	● In Progress 0-50%	Budget shared with Project 3209544260
Carbondale Road Realignment	450,000	19,131	● In Design	
Twp Rd 570 - Rge Rd 224 to HWY 28	1,560	-	● Completed	Waiting for PM to confirm if they want to release the balance
Twp Rd 540 - Rge Rd 263 to Rge Rd 262	-	6,756	● Completed	Budget shared with Project 3214542251
Twp Rd 552 - Hwy 28 to Rge Rd 231	-	(12,653)	● Completed	Budget shared with Project 3214542251
LRP Stabilization / Selective Grading	1,500,000	-	● In Design	Budget shared between Projects: 3214240583, 3214235037, 3214241554, 3214244554
Pavement Preservation	Remaining Project Budget	2022 Cost to Date	Project Status	Comments

Appendices: A

2022 Municipal Capital Project Listing

For the period ended April 30, 2022

Pavement Preservation Budget (allocated among projects)				
	3,072,316	9,740	 In Progress 0-50%	Budget is currently split between Project: 3217570224, 3217235580, 3217224574, 321727554, 321723000, 3217245000, 3217225000, 321701000, 3217244000 and 3217000009
<i>Rehabilitation</i>	<i>Remaining Project Budget</i>	<i>2022 Cost to Date</i>	<i>Project Status</i>	<i>Comments</i>
Cardiff Park Road Rehabilitation (1.9km)	59,953	5,587	 In Design	
Fort Augustus Subdivision	1,349,900	5,780	 In Progress 0-50%	So far, awarded \$959,500 to DeFord
Pinesands	2,630,897	896	 In Progress 0-50%	
Glory Hills Subdivision	4,597,389	20,076	 In Progress 0-50%	
ProNorth Subdivision Roads	114,073	2,508	 In Design	
Terrault Estates Subdivision	211,367	3,345	 Warranty/FAC	
RQB Hamlet	740,493	657	 Warranty/FAC	
Sturgeon Crest Subdivision	1,200,000	15,691	 In Progress 0-50%	
<i>Surfacing</i>	<i>Remaining Project Budget</i>	<i>2022 Cost to Date</i>	<i>Project Status</i>	<i>Comments</i>
Hillsborough Estates Subdivision	4,641,736	22,549	 In Progress 0-50%	Budget shared with Project 3214571233
Rge Rd 223 - Boysdale Rd to Lamoureux Dr	40,000	-	 In Design	
Grandview/Glenview/RR242	37,296	331	 Completed	Budget shared with Project 32008062
Starkey Road Rehabilitation	176,485	-	 Completed	Budget shared with Project 3216251543
Intersection - Rge Rd 272 & Hwy 633	239,987	-	 In Design	Being completed with Rge Rd 272 Job 3214272540
Twp Rd 544 - Rge Rd 280 to Rge Rd 275	513,371	646	 Warranty/FAC	
Estate Way - Park Rd to Rge Rd 225	116,014	-	 In Design	Budget shared with Project 3212553225
Township Road 564 - Goose Hummock to RR 231	84,834	871	 In Design	
Twp Rd 570 - Hwy 44 to Alcomdale	100,000	-	 In Design	
Twp Rd 572 - from Lily Lake Rd to HWY 28	1,460,944	-	 Completed	Budget shared with Project 3214572235 Waiting for PM to confirm if they want to release the balance
Range Road 261A Realignment	95,618	9,732	 Completed	Share budget with Project 3212534265




















Appendices: A

2022 Municipal Capital Project Listing

For the period ended April 30, 2022

<i>Intersection Improvement</i>	<i>Remaining Project Budget</i>	<i>2022 Cost to Date</i>	<i>Project Status</i>	<i>Comments</i>
Sturgeon Road & RR 250 Roundabout	189,702	-	● In Design	
2022 BIR-007: Intersection Improvement Pilot - Crosswalk Project	100,000	-	● In Progress 0-50%	Potential to add crosswalk lights at 5 locations @ \$20k each
Intersection Improvement Pilot	500,000	-	● In Design	Trsp need to investigate actual work done, there's a chance this should be classified as operating
<i>Parks Infrastructure</i>	<i>Remaining Project Budget</i>	<i>2022 Cost to Date</i>	<i>Project Status</i>	<i>Comments</i>
OSMP Various Neighborhood sites	124,314	-	● In Progress 0-50%	Playgrounds are out for engagement with residence June 30th deadline
Open Spaces Initiatives	1,769,509	776	● In Progress 0-50%	Project list approved on May 24
County Wide Park (Cardiff Park)	80,000	-	● In Progress 0-50%	
Temple Trail Design	35,000	-		
RVA Trail connection to Hwy 15 Bridge	185,000	-	● In Progress 0-50%	
Underslung pedestrian bridge (Hwy 15)	630,000	-	● Completed	
<i>Buildings & Land Improvement</i>	<i>Remaining Project Budget</i>	<i>2022 Cost to Date</i>	<i>Project Status</i>	<i>Comments</i>
Brine Evaporation Pond Updates (2020 Deferral)	1,407	-	● In Progress >75%	Fence creation remains and will be over budget around \$20,000
Cardiff Park Office Trailer (2021 SE CAP)	1,293	-	● Completed	Remaining reserve uncommitted
Fleet Coverall Buildings (x3) 2022 BIR-003	300,000	-	● Not Yet Started	Risk for inflation costs as this is not started yet and project was underfunded from the start.
Satellite Yard - Villeneuve Truck Fill (2022 SE)	25,000	-	● Not Yet Started	
Green & Inclusive Community Buildings Program (2022 SE)	1,000,000	-	● Not Yet Started	Waiting for "Green Inclusive Community Building" grant to be approved
<i>Broadband Infrastructure</i>	<i>Remaining Project Budget</i>	<i>2022 Cost to Date</i>	<i>Project Status</i>	<i>Comments</i>
Broadband	7,550,000	1,027,772	● In Progress 0-50%	Construction starting soon









Appendices: A
2022 Municipal Capital Project Listing
For the period ended April 30, 2022

Utility Infrastructure	Remaining Project Budget	2022 Cost to Date	Project Status	Comments
Summerbrook Reservoir Upgrades	2,053,430	-	 In Progress 0-50%	Likely cut back on project until more offsite levy are collected Share budget with Project 410045
Rivers Gate Lift Station LS2028	454,616	-	 Completed	Project can be considered complete but might spend money on future costs TENDER STATUS: NA
Truck fill - RQB and Cardiff	80,000	-	Completed	Historical project- Ask JY if plan is to do? Or uncommit reserve \$ TENDER STATUS: NA
AIHA Waterline	-	200	On Hold	TENDER STATUS: NA
Sturgeon Road Waterline Extension (CFB E	373,080	31,415	 Completed	DND still have to refund \$89,917.60. Project est Total is \$1,530,315.73 + GST = \$1,606,708.80. DND paid \$1,388,993. Owed to date is \$210,535.36 incl GST TENDER STATUS: NA
Pumphouse & Reservoir Condition Assessment	26,138	-	 Completed	Amount spent on capital plan and financial forecasts, chance cost need to be moved to operating
Villeneuve Airport Waterline	1,110,007	49,168	 In Progress 51-75%	Planning on finishing by December
Water Pipeline Condition Assessment	16,000	-	 Completed	Amount spent on capital plan and financial forecasts, chance cost need to be moved to operating
Summerbrook Reservoir Exterior Upgrades	855,908	42,473	 On Hold	Likely cut back on project until more offsite levy are collected Share budget with Project 410030
Truck Fill Study	77,304	29,674	 In Progress 0-50%	
Water Reservoir Transfer Switch Installation	87,700	-	 In Design	
Landing Trail Waterline Feasibility Study	170,000	-	 Not Yet Started	
Namao Ridge Pumphouse Improvements	45,750	-	 Not Yet Started	NOT TENDERED
Truck Fill Station - Hwy 44 & Twp 570	1,100,000	19,451	 In Design	NOT TENDERED
Pressure Reducing Valve Improvements	504,160	-	 Not Yet Started	NOT TENDERED
Villeneuve Bulk Water Station Improvements	80,000	-	 Not Yet Started	NOT TENDERED
SIP Sewage Dump Station Upgrade Construction	18,264	7,508	 In Progress 51-75%	Budget should be \$35,034.24 (increase by \$16,770.42)
Villeneuve Lagoon New Cell	486,341	-	 Completed	Have remaining warranty / FAC costs
Wet Weather (Inflow & Infiltration) Construction Improvements	174,909	22,634	 In Progress 0-50%	
Calahoo Lagoon Improvements	119,601	-	 In Progress 0-50%	Need to reclass to operating
Sturgeon Industrial Park Sanitary Improvements	100,000	-	 Not Yet Started	NOT TENDERED

Appendices: A
2022 Municipal Capital Project Listing
For the period ended April 30, 2022

RQB Lagoon Assessment	50,000	-	● Not Yet Started	Need to reclass to operating
Machinery & Equipment				
	<i>Remaining Project Budget</i>	<i>2022 Cost to Date</i>	<i>Project Status</i>	<i>Comments</i>
Annual IT Infrastructure Replacement	369,089	-	● In Progress 0-50%	Supply chain issues expected to impact timelines
Phone System	201,079	-	● In Progress 0-50%	Decision made to move to Teams Voice as much as possible. Will likely increase operational spend but reduce capital reqt
Server Replacement	57,000	-	● In Progress 0-50%	Supply chain issues expected to impact timelines
Audio Visual Replacement	30,000	-	● In Progress 0-50%	Room configurations being finalized
Tender Replacement	484,184	3,077	● In Progress >75%	Expecting delivery in Q2
Refurbish F550 Response Unit	20,000	-	● Not Yet Started	Funding overage from expected savings in other Fire capital projects
Thermal Imaging Cameras x 3	36,000	29,850	● Completed	Use surplus to fund expected overage in 230002003
AirMation Decon Unit	30,000	23,412	● Completed	Use surplus to fund expected overage in 230002003
Namao Engine	525,000	-	● In Progress 51-75%	
Vic's Camera/Equipment Accessories	20,000	-	● Not Yet Started	Dependent on asset bought, might be reclassified to operating cost instead
Enforcement Vehicle	50,000	-	● Not Yet Started	
Asphalt Heater (2022 SE) - \$20K Combi Packer (2022 SE) - \$100K Loader Snow Blower Attachment (2022 SE) - \$170K Mini Rubber Tracked Excavator (2022 SE) - \$170K	460,000	15,610	● In Progress 0-50%	Asphalt heater is purchased, Loader Snow Blower Attachment has been ordered and price secured, Mini rubber tracked excavator is on order and price secured. Combi Packer price is secured and unit is ordered
Vehicle Replacement	300,000	-	● In Progress 0-50%	Truck is ordered and price for chassis is secured
Fleet Services Vehicle Replacement	7,000	4,831	● Completed	Is complete and remaining funding can be released.
Signal Light Trailers (x2) (2022 SE)	38,000	40,510	● Completed	Overage is funded from operational and project is complete
Cardiff Room & Security Improvements (2021 SE CAP)	136,250	-	● Not Yet Started	Awaiting direction form LT
Forestry Brush Chipper Hose Reel Deploy & Pickup Trailer (2022 SE) Mineral Oil Tank and Truck Equip (2022 SE) Trailer Mounted Pumps (2022 SE)	194,000	-	● Not Yet Started	Forestry brush chipper purchase is going to be addressed in July. There is not enough money in the budget to address the hose reels and trailer mounted pumps. Will likely ask that it be carried forward and budget increased to accommodate. Mineral Oil tank and truck equip has not been addressed and will be a joint venture between facilities and Transportation.

Appendices: A
2022 Municipal Capital Project Listing
For the period ended April 30, 2022

1/2 Ton Pickup	165,000	-	 In Progress >75%	Trucks all ordered and under budget by \$4,476.63. Hoping to keep units 001-165 and 001-170 back to mitigate rental costs for 2023. Will increase operating budget by \$3,200 to accommodate
3/4 Ton Pickups (Transportation & Engineering Services)	207,745	-	 In Progress >75%	Trucks all ordered and under budget by \$924.66. Hoping to keep units 002-208, 002-212 and 002-216 and will increase operating budget by \$6,500 to accommodate additional maintenance needs.
Divisional Graders	1,100,000	-	 In Progress >75%	Units are on order and under budget by \$3,506.52. Hoping to hold 050-152 and 050-156 back as spares to mitigate rental costs for 2023. Need to increase operating budget by 40k to offset annual maintenance costs of these two units. If keeping back, budget will be impacted by \$360,000
Heavy Duty Trucks (Transportation & Engineering Services)	1,535,454	402,002	 In Progress 0-50%	All units have been ordered, contracts drawn up and no risk of unanticipated inflation issues. Delays will occur due to supply chain issues and biggest risk is increased operational charges to accommodate repairs on old units.
Wheel Loader	380,000	-	 In Progress >75%	On order and under budget by \$90,864.00
Motor Graders	485,000	-	 In Progress >75%	Unit is on order and will be over budget by \$330.00
Tractors	155,000	-	 In Progress >75%	On order and under budget by \$53,685.86
Truck Replacement	160,000	-	 In Progress >75%	Trucks on order and once they arrive will need to add slide in work stations. There is \$39,418.48 remaining to complete the work stations. Anticipated to be under budget.
Two way radio system	18,750	-	-	
Event Services Trailer	10,275	-	 In Progress 51-75%	Incurring operating cost, funded from project
Light Duty Trucks	70,000	52,906	 Completed	Truck purchase is complete and under budget by \$17,100.00
Tractors	180,000	-	 In Progress >75%	Ordered and anticipated arrival is June 2022. Is under budget by \$84,738.98
Mower, Towed	57,022	-	 In Progress >75%	Ordered and anticipated arrival is July 2022, Is under budget by \$2,722.22
	104,650,758	2,640,499		

Appendices: B

Sturgeon County

For the period ended April 30, 2022

2022 Operating Service Enhancements

CAO Office	Project Status	Expected Completion		Progress Update
Community Services Division				
Firefighter x Three Positions (2021 Remainder + 2022 Budget)	Completed			3 hired in 2021, continued to 2022
Firefighters x Three Positions (2022 Hire)	Completed			3 hired in April 2022
Paid on Call Firefighters - Transition	Not Yet Started	Q4	2023	Looks like it will be pushed to 2023
Park, Trail & Grant Coordinator (Pilot)	Completed			
Sturgeon Victim Services Funding Support	On Track			Year 2 of Year 3 have already been spent
Open Space Coordinator Support	Not Yet Started			Not hired yet
Parks and Trails Supervisor	On Track			
Financial Services Division				
Sturgeon Valley Financial Analysis	Completed			
Senior Financial Advisor	Completed	Q1	2022	Hired
Contract Management Coordinator	Completed	Q1	2022	Hired
Procurement Specialist	Completed	Q2	2022	Hired
Corporate Services Division				
Website Enhancement/Replacement	In Progress >75%	Q4	2022	
Marketing and Campaigns Specialist	On Track	Q3	2022	
SharePoint Implementation	Off Track	Q4	2022	
Disaster Recovery Plan (DRP)	On Track	Q2	2023	
GIS Technician (Contract)	On Track	Q4	2022	
Broadband External Project Supports	On Track	Q4	2022	
Broadband Project Coordinator	Completed			
Business Analyst	Completed			
E-Commerce Platform	Off Track	Q2	2023	
Security Protection Changes		Q4	2022	
Development & Strategic Services Division				
Environmental Planning Services Roadmap		Q4	2023	In conjunction with the MDP - currently under review
Municipal Development Plan	On Track	Q4	2023	
Digital Permitting Platform & Customer Experience	On Track	Q4	2022	
Executive Advisor, Innovation and Strategic Initiatives (temp to perm) - P&D	Completed			Hired
Villeneuve Airport Area Growth Supports	On Track	Q4		Project underway - ASP - 2nd round of public engagements complete
Defense and Security Investment Supports (2021 Remainder + 2022 Budget)	On Track	Q4		RFP for defence implementation underway - attendance of CANSEC /DEFSEC / Best Defence planning
Investment Attraction Specialist	On Track	Q2	2022	Hired
Executive Advisor, Innovation and Strategic Initiatives (temp to perm) - EcDev	Completed			Complete
Strategic Advisor, Development & Competitive Positioning	Completed			Hired - Starting May 16 2022
VLN Supports (EcDev Specialist and VLN Membership)	In Progress >75%		2022	Held for VLN - need to confirm VLN partners on May 13 / May 25 then attend council for funding authorization
EcDev Advertising Resources				Hiring Marketing and Campaign Specialist with C-Comms - interviewing underway
Economic Development and Competitiveness Strategy Update	On Track	Q4	2022	Contract executed and Consultants hired, engagement with Council June 30

Executive Advisor, Innovation and Strategic Initiatives (temp to perm) - CPIS	Completed		2022	Hired
Corporate Advocacy Supports (2021 Remainder + 2022 Budget)	On Track			Ottawa trip being organized
Service Catalogue Phase 2	On Track			RFP to be posted soon
Corporate Planning Analyst	On Track			Currently posted
				Currently posted
<i>Infrastructure Services Division</i>	<i>Project Status</i>	<i>Expected Completion</i>		<i>Progress Update</i>
Custodian Laborer (2021 Remainder + 2022 Budget)	Completed			Hired
Gravel Road & Shoulder Stabilization (2021 Remainder + 2022 Budget)	On Track	Q4	2022	
Intersection Improvement Program	On Track	Q4	2022	
Signs Service Enhancement	On Track	Q4	2022	
Train Whistle Cessation (2021 Remainder + 2022 Budget)	On Track	Q4	2022	
2022 BIR-0025: Villeneuve Public Engagement for Fencing, Signage & Landscaping (reduction to OSMP 'bucket').	On Track	Q4	2022	
2022 BIR-020: Speed Control Review	On Track	Q4	2022	
General Municipal Servicing Standards (GMSS)	On Track	Q4	2022	
Gravel Road Maintenance System (Training & Optimization)	On Track	Q4	2022	
Registered / Unregistered Ditches	On Track	Q4	2022	
Transportation Master Plan	On Track	Q4	2022	
Utility Asset Management Implementation	On Track	Q4	2022	ESRI Canada-City Works invoice to come
Redwater Bulk Water Station - Hose Increase	On Track	Q4	2022	Quote won
Utility Waterline Expansion - Feasibility	On Track	Q4	2022	Project has been tendered
Utility Monthly Billing	In Design	Q1	2023	Planned on starting in Q1 2023
Allin Ridge - low pressure sewer conversion study	Not Yet Started	Q4	2022	Potential this might not go forward Manor report sent to Allin Ridge Committee to review and decide if they want to
2022 BIR-0026: Waste to Resource Technologies	On Track			
2022 BIR-015: Mowing Service Level, Pilot	On Track	Q3	2022	Program design complete, position recruitment complete, pilot project underway
Conservation Coordinator	On Track	Q4	2022	Contract employee was awarded position on an ongoing basis, salary and benefit expenditures will be ongoing for remainder of the year
Parks and Trails Operations Technician	On Track	Q4	2022	Recruitment complete and individual hired for position, salary and benefit expenditures will now be on-going
Parks and Open Spaces Director	On Track			Recruitment in progress

Appendices: C

Sturgeon County

For the period ended April 30, 2022

2022 In-year Approved Operating Initiatives

<i>CAO Office</i>	<i>Project Status</i>	<i>Expected Completion</i>		<i>Progress Update</i>
Administrative Support to Council - EcoSystem				
<i>Community Services Division</i>	<i>Project Status</i>	<i>Expected Completion</i>		<i>Progress Update</i>
Rec Cost Sharing	Completed			
2022 Community Grants - ASP Groups				
Rec Cost Sharing - CFB Edmonton	Completed			
2022 Community Grants - Recognized Community Groups				
2022 Family & Community Services Grant				
<i>Corporate Services Division</i>	<i>Project Status</i>	<i>Expected Completion</i>		<i>Progress Update</i>
Web Technician - Canada Summer Jobs	Completed			
IT Analyst - Canada Summer Jobs	Completed			Not yet hired
<i>Development & Strategic Services Division</i>	<i>Project Status</i>	<i>Expected Completion</i>		<i>Progress Update</i>
Research Support Officer - Canada Summer Jobs	On Track	Q3	2022	Not yet hired
Resource Extraction Review	On Track	Q2	2022	Going to Council in July for a decision.
Ec Dev - Canada Summer Jobs	On Track	Q2	2022	Advertising for position - interviews thereafter
Administrative Aid to EcoSystem Director				
Contract Project Manager - EcoSystem				
<i>Financial Services Division</i>	<i>Project Status</i>	<i>Expected Completion</i>		<i>Progress Update</i>
Finance Clerk - Canada Summer Jobs	On Track	Q2	2022	
Off-Site Levy Bylaw and Policy - Review	On Track	Q1	2023	
2022-2023 Regulated Assessment Review	On Track	Q2	2023	Contract in progress.
<i>Infrastructure Services Division</i>	<i>Project Status</i>	<i>Expected Completion</i>		<i>Progress Update</i>
General Municipal Servicing Standards (GMSS) - Update	On Track	Q4	2022	
Functional Planning Study of Sturgeon Road Widening + Hwy 28 Intersection Improvement	On Track	Q4	2022	
127 Street Functional Planning Study - Cost Update and Regional Funding Confirmation	On Track	Q4	2022	
Transportation Master Plan	On Track	Q4	2022	
Waste to Energy Investigation				
SV Storm Water Management Plan + Hydrogeological Analysis	On Track	Q4	2022	Potential to go into 2023
WWIA Ph2 - WasteWater	On Track	Q4	2022	
Sturgeon Valley Servicing - Water	On Track	Q3	2022	Bid won