



Sturgeon
C O U N T Y

Tri-Annual Financial Report (T2)

For the period ending August 31, 2022

Presented by:
Corporate Finance & Treasury
Sturgeon County
9613 100 Street,
Morinville, AB T8R 1L9



Report Contents

- 3 Financial Overview**
- 6 Municipal Operations Summary**
- 8 Utility Forecast**
- 9 Municipal Capital Summary**
- 10 Municipal Procurement Status**
- 11 Investment Summary**
- 12 Reserve Summary**
- 13 Appendices**
 - A 2022 Municipal Capital Project Listing**
 - B 2022 Operating Service Enhancements**
 - C 2022 In Year Approved Operating Initiatives**

Financial Overview

Sturgeon County Council passed the 2022 Operating and Capital Budget on December 14, 2021, which reflected a sustainable, future-ready financial plan while maintaining competitive tax rates.

The second tri-annual “T2” financial report is for January 1, 2022, to August 31, 2022.

Department managers provided year end forecasts based on the information available as of August 31, 2022. The forecasts are subject to the uncertainty of unknown events or circumstance which may take place during the remainder of the year. Administration has forecasted that the 2022 operating surplus will be \$1.1 million for the County with \$1.4 million of funding carried forward to 2023 for operating projects.

Periodic financial reporting provides accountability, transparency, and aids in the development of long-term and strategic planning by understanding the current financial environment, opportunities, or challenges that will better inform and support decision making.



Municipal Division Summary <i>*In Thousands</i>	Forecast Position at YE Surplus/(Deficit)	December 31, 2021 Surplus/(Deficit)
<i>Council & CAO's Office</i>	119	149
Council	31	102
CAO's Office	88	47
<i>Development & Strategic Services</i>	264	409
Corporate Planning & Intergovernmental Services	173	152
Economic Innovation & Growth Services	67	87
Planning & Development Services	24	170
<i>Corporate Services</i>	278	298
Legislative Services	32	20
Human Resource Services	77	100
Information Services	0	181
Communications	168	(3)
<i>Financial Services</i>	172	5,700
Tax & General Revenue	165	5,085
General Administration	(16)	441
Corporate Finance & Treasury	(28)	10
Procurement Services	5	0
Assessment Services	45	164
<i>Infrastructure Services</i>	(426)	902
Transportation & Engineering Services	(191)	754
Waste Management	(59)	(152)
Stormwater Management	0	0
Utility Infrastructure Administration	0	0
Fleet & Facility Services	(54)	217
Agriculture Services	(122)	83
<i>Community Services</i>	726	527
Family & Community Support Services	238	321
Fire Services	483	193
Enforcement Services	(32)	(29)
Disaster Services	37	42
<i>Total Surplus</i>	1,133	7,985

Consolidated Municipal Forecast

The consolidated municipal operating income statement presented below reflects the County's the forecasted financial results at December 31, 2022.

Sturgeon County

Municipal Operations Summary

For the month ended August 31, 2022

	CAO Approved Carryforwards	2022 Approved Budget	In-Year Changes	2022 Authorized Budget	Actuals to month ended August	Anticipated Spend to YE	CAO Anticipated Carryforwards	2022 Forecast Spend & Carryforwards	Forecast Variance to Budget (Over)/Under	Forecast Position at YE Surplus/(Deficit)
Revenues:										
Net Municipal Taxes		85,828,138		85,828,138	85,061,088	0	0	85,061,088	0.9%	(767,050)
Sales & User Charges		1,757,925		1,757,925	1,412,323	589,504	0	2,001,827	(13.9%)	243,902
Government Transfers		1,196,998	11,250	1,208,248	706,988	499,974	0	1,206,962	0.1%	(1,286)
Special Levy & Tax Prepayments		1,524,714		1,524,714	1,112,569	300,000	0	1,412,569	7.4%	(112,145)
Investment Income		720,200		720,200	643,837	393,163	0	1,037,000	(44.0%)	316,800
Penalties & Fines		632,619		632,619	834,341	110,500	0	944,841	(49.4%)	312,222
Intermunicipal Agreements		928,566		928,566	780,220	142,341	0	922,561	0.6%	(6,005)
Other Revenues		385,210		385,210	413,101	63,858	0	476,959	(23.8%)	91,749
Total Revenues		92,974,370	11,250	92,985,620	90,964,467	2,099,339	0	93,063,806	(0.1%)	78,186
Expenditures:										
Salaries, Wages & Benefits		29,658,328	217,498	29,875,826	18,788,853	9,727,709	0	28,516,562	4.5%	1,359,264
Contracted & General Services	1,944,767	18,987,414	926,294	21,858,475	8,659,920	11,570,468	1,007,743	21,238,131	2.8%	620,344
Materials, Goods & Utilities	898,758	9,112,197	52,185	10,063,140	5,698,171	4,024,589	247,991	9,970,751	0.9%	92,390
Grants	51,450	3,509,408	5,611	3,566,469	3,375,199	81,476	104,600	3,561,275	0.1%	5,194
Provisions for Allowances		415,600		415,600	1,537	114,063		115,600	72.2%	300,000
Internal Cost Allocations		(202,865)	68,698	(134,167)	1,421,866	(1,665,625)	0	(243,759)	(81.7%)	109,592
Interest on Long-Term Debt		586,507		586,507	230,912	355,595	0	586,507	0.0%	0
Total Expenses	2,894,975	62,066,589	1,270,286	66,231,850	38,176,458	24,208,274	1,360,334	63,745,066	3.8%	2,486,784
Net Operating Cost	(2,894,975)	30,907,781	(1,259,036)	26,753,770	52,788,009	(22,108,935)	(1,360,334)	29,318,740	(9.6%)	2,564,970
Net Debt Principal		(2,768,662)		(2,768,662)	(1,361,595)	(1,407,067)	0	(2,768,662)	0.0%	0
Transfers from Front-Ended Reserve		0		0	(96,459)	96,459	0	0		0
Transfers (to) Reserve		(16,160,835)		(16,160,835)	(16,263,930)	85,065	0	(16,178,865)	(0.1%)	(18,030)
Transfers from Reserve	2,894,975	14,516,251	-1,301,754	15,818,005	5,796,296	8,769,366	0	14,565,662	7.9%	(1,252,343)
Transfers (to) from Accumulated Surplus		(1,732,320)		(1,732,320)	0	(1,732,320)	0	(1,732,320)	0.0%	0
Contributed to Capital		(21,867,240)		(21,867,240)	(21,952,818)	(76,283)	0	(22,029,101)	(0.7%)	(161,861)
Net for Tax and Funding Purposes		2,894,975	42,718	42,718	18,909,503	(16,373,714)	(1,360,334)	1,175,455	(2,651.7%)	1,132,737
Loss on Sale of Assets		0		0	(366,528)	(214,000)	0	(580,528)		(580,528)
Amortization Expense		(10,336,149)		(10,336,149)	(614)	(10,331,598)	0	(10,332,212)	0.0%	3,937
Net for Financial Accounting Purposes		(10,336,149)	42,718	(10,293,431)	18,542,361	(26,919,312)	(1,360,334)	(9,737,285)	5.4%	556,146



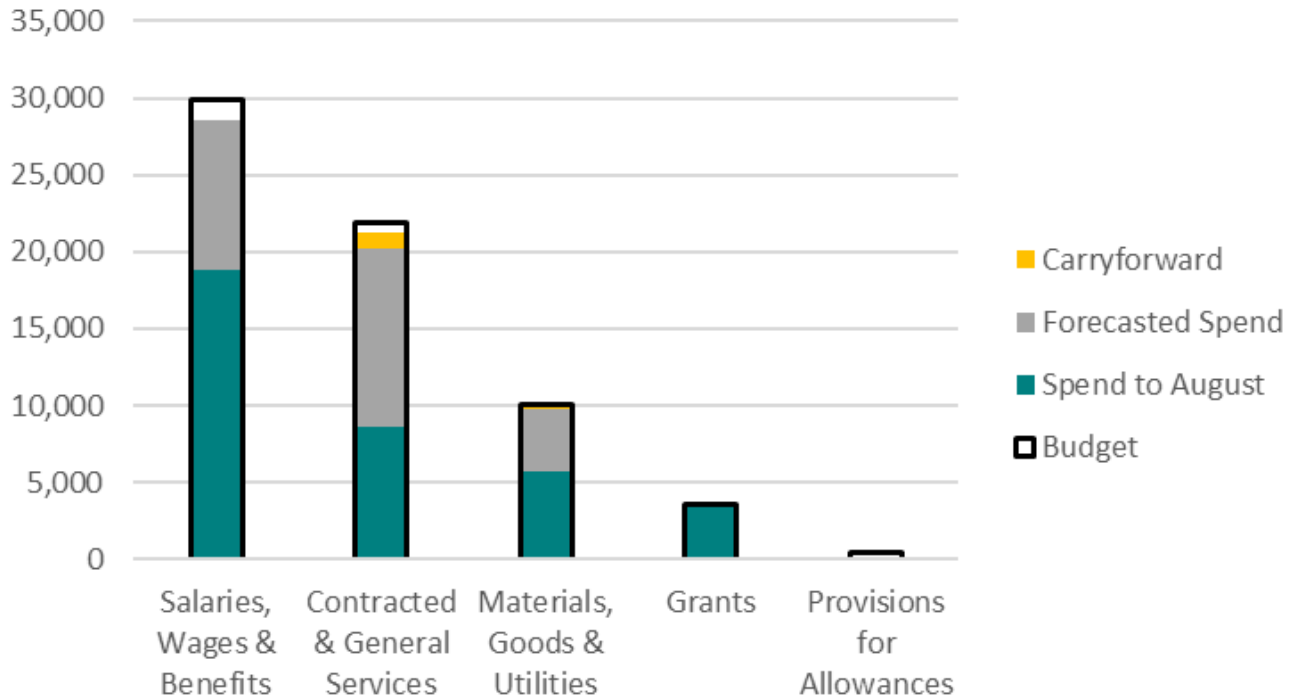
Municipal Operations Summary

Tax & General Revenue

Municipal assessment and taxation revenue is less than anticipated in the amount of \$0.7 million. This is a result of assessment class reclassifications, recognition of non-assessable costs, and the difficulty to quantify and predict asset additions and disposal made by industrial property owners. Overall, the net result for the tax and general budget is expected to be favourable by \$0.2 million as a result of a reduction to bad debts and favourable investment returns.

Supplementary Assessment Bylaw 1586/22 was passed by Council which may result in additional tax revenue. Supplementary assessments provide equity amongst property owners by capturing the increased value of properties that were only partially completed on December 31, 2021, and have since become completed or occupied. The value gained is applied on a prorated basis and is limited to when new construction is completed, occupied, or when a project begins its operational function during the current tax year. When new construction is completed or becomes occupied, the owners receive municipal services, and the supplementary assessment contributes towards equitable distribution of the costs to provide those services. Historically, the supplementary taxes generate anywhere from \$0.3 - \$0.8 million excluding significant tax growth. In December, all supplementary assessment will be finalized.

Municipal Operation Summary (Continued)



Salaries, Wages, and Benefits

Salaries, wages, and benefits are forecasted to be favourable \$1.4 million, or 4.5% under budget due to staff vacancies and timing of onboarding.

Contracted and General Services

Administration is anticipating a \$1.6 million, or 7.5%, favourable variance in contracted and general services. Of this \$1 million relates to operating projects which are expected to be carried forward and completed in 2023.

Loss on Sale of Assets

Loss on sale of assets is unfavourable by \$0.6 million. The majority of this financial accounting loss is within the transportation department financials and relates to assets transferred to St. Albert during the annexation process.

The other component is related to a terminated development agreement, the final impact is currently unknown.

Utilities Forecast

The consolidated utilities operating income statement presented below reflects the County's the forecasted financial results at December 31, 2022.

Sturgeon County

Utilities Operations Summary

For the month ended August 31, 2022

	CAO Approved Carryforwards	2022 Approved Budget	In-Year Changes	2022 Authorized Budget	Actuals to month ended August	Anticipated Spend to YE	CAO Anticipated Carryforwards	2022 Forecast Spend & Carryforwards	Forecast Variance to Budget (Over)/Under	Forecast Position at YE Surplus/(Deficit)
Revenues:										
Sales & User Charges		10,099,158		10,099,158	6,839,544	3,720,404	0	10,559,948	(4.6%)	460,790
Penalties & Fines		12,000		12,000	13,312	4,688	0	18,000	(50.0%)	6,000
Other Revenues		500		500	92,869	0	0	92,869	(18,473.8%)	92,369
Total Revenues		10,111,658		10,111,658	6,945,725	3,725,092	0	10,670,817	(5.5%)	559,159
Expenditures:										
Salaries, Wages & Benefits		1,528,544		1,528,544	1,086,903	540,073	0	1,626,976	(6.4%)	(98,432)
Contracted & General Services	225,847	603,442	170,000	999,289	442,864	776,058	50,000	1,268,922	(27.0%)	(269,633)
Materials, Goods & Utilities		5,656,057		5,656,057	3,565,909	2,544,517	0	6,110,426	(8.0%)	(454,369)
Provisions for Allowances		500		500					100.0%	500
Internal Cost Allocations		202,865	-68,698	134,167	165,196	98,698	0	263,894	(96.7%)	(129,727)
Interest on Long-Term Debt		112,289		112,289	48,882	63,407	0	112,289	0.0%	0
Total Expenses	225,847	8,103,697	101,302	8,430,846	5,309,754	4,022,752	50,000	9,382,506	(11.3%)	(951,660)
Net Operating Cost	(225,847)	2,007,961	(101,302)	1,680,812	1,635,971	(297,660)	(50,000)	1,288,311	23.4%	(392,501)
Net Debt Principal		(429,609)		(429,609)	(186,223)	(243,386)	0	(429,609)	0.0%	0
Transfers from Front-Ended Reserve		0		0	(90,905)	0	0	(90,905)		(90,905)
Transfers (to) Reserve		(295,352)		(295,352)	746	15,951	0	16,697	105.7%	312,049
Transfers from Reserve	225,847	422,847	-170,000	592,847	126,464	637,740	0	764,204	(28.9%)	171,357
Contributed to Capital		(1,480,000)		(1,480,000)	(1,480,000)	0	0	(1,480,000)	0.0%	0
Net for Funding Purposes		225,847	68,698	68,698	6,053	112,645	(50,000)	68,698	0.0%	(0)
Loss on Sale of Assets		0		0	(473,685)	244,399	0	(229,286)		(229,286)
Amortization Expense		(1,401,491)		(1,401,491)		(1,401,491)		(1,401,491)	0.0%	0
Net for Financial Accounting Purposes		(1,401,491)	68,698	(1,332,793)	(467,632)	(2,445,938)	(50,000)	(2,963,570)	(122.4%)	(229,286)

Administration has forecasted that the 2022 utility operating deficit to be \$0.5 million which has been funded through the utilities reserve. The deficit is mostly in relation to forecasted higher water purchases than budget as well higher salaries due to on-call rates not budgeted.



Municipal Capital Summary

Capital budgets pay for major projects and infrastructure such as reconstructing roads and expanding water services; building and improving public facilities such as our parks and trail network; and dealing with growth pressures on our systems.

The 2022 capital program consists of 165 capital projects and/or programs with a total budget is \$104.2 million which is composed of the following:

- \$42.9 million in 2021 carry forwards
- \$57.2 million from the approved 2022 capital budget, and
- \$4.1 million from 2022 in year changes (Council and department)

As of August 31, 2022, the financial results are as follows:

- \$20.9 million is spent
- \$57.8 million to be spent by December 31, 2022
- \$21.1 million of capital funding to be carried forward to 2023
- \$4.4 million other items primarily related to savings

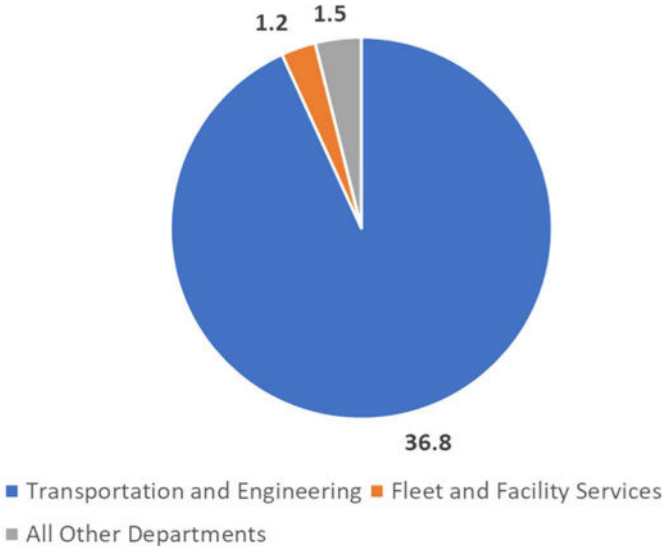


Municipal Procurement Status

Consistent with the regulated requirements for Alberta Municipalities, Sturgeon County post its contract awards on the Alberta Purchasing Connection (APC) website.

As of August 31, the year-to-date capital and operating contract awards posted on APC total \$39.5 million.

Alberta Purchasing Connection Awards
January to August 2022
\$ In Millions





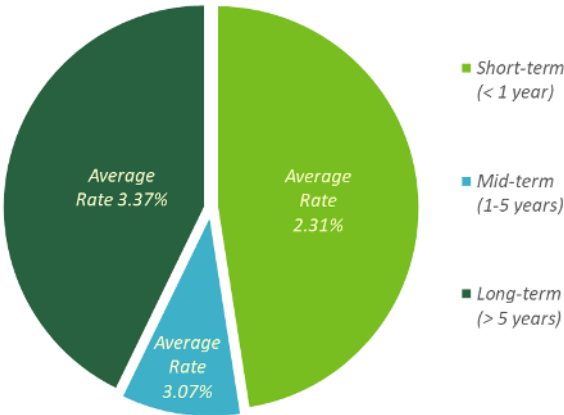
Investment Summary

The County's investment portfolio is managed to ensure the optimum rate of return is realized while following the MGA internal investment policies.

As of August 31, 2022, the principal balance of Sturgeon County investments is \$150.9 million.

The Bank of Canada has increased the prime interest rate from 2.45% on December 31, 2021, to 5.45% with additional increases anticipated. These increased are an attempt to slow down high inflation. These interest rate hikes have given the County access to favourable investment rates but resulted in less favourable debt rates.

Administration is forecasting to manage inflation within their current operating budgets.

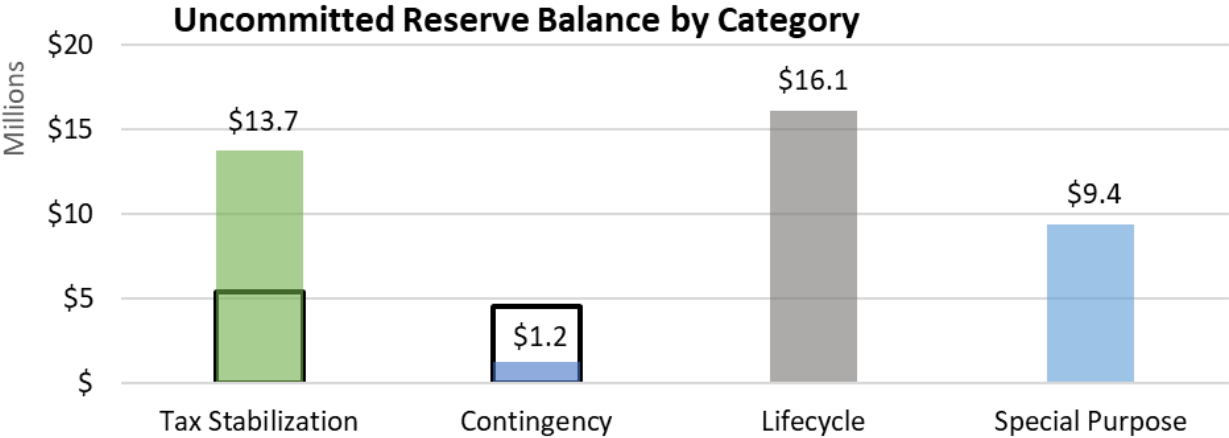


Reserve Summary

As of August 31, 2022, the total balance of reserves is \$122.2 million, of which \$40.4 million (net of \$15.4 million financed/front ended offsite levy infrastructure) remains uncommitted.

Municipal reserves are essentially a savings account for Sturgeon County. Committed reserves are funds set aside for specific purposes such as replacement or need for new equipment and facilities, to stabilize

taxes, for special purposes, and possible contingencies. Uncommitted reserves are fund that can be applied to planned or emergent priorities risk for 2022.



Administration is currently undertaking a holistic review of the Sturgeon County's reserve policy. The target balances for contingency and tax stabilization reserve categories have been proposed to Council at \$4.5 million and \$5.4 million.

Appendix A: Municipal Capital Project Listing
For the period ended August 31, 2022

<i>Drainage</i>	<i>Remaining Project Budget</i>	<i>2022 Cost to Date</i>	<i>Forecast to December 31, 2022</i>	<i>Forecast to Completion</i>	<i>Variance</i>	<i>Project Status</i>	<i>Expected Completion</i>	<i>Tender Status</i>
Villeneuve Drainage Channel	673,601	278,883	375,000	19,718	(0)	In Progress 0-50%	2023	Complete
Villeneuve Hamlet Drainage	600,000	9,550	50,000	540,450	(0)	In Progress 0-50%	2023	Complete
West Fairhaven Drainage	380,477	662	10,000	-	369,815	Completed	2022	Complete
Riviere Qui Barre Drainage	207,004	-	20,000	-	187,004	Completed	2022	Complete
Lamoureux Drive Drainage	8,957	-	-	-	8,957	Completed	2022	Complete
Glenview Acres Subdivision	464,207	4,176	40,000	420,031	(0)	In Design	2023	Not Started
Waterdale Park Subdivision	889,789	727	200,000	229,063	460,000	In Design	2023	In Development
Estate Way Erosion Control Repair	271,032	-	30,000	-	241,032	Warranty/FAC	2022	Complete
Pinnacle Ridge Trail Erosion Control Repair / Realignment	928,980	33,792	875,188	20,000	0	In Progress 0-50%	2023	Complete
Feasibility for 2022+ Projects	180,401	61,165	40,000	79,235	0	In Progress 0-50%	2023	N/A
Township Road 555A Drainage Project	122,797	4,193	118,603	-	0	In Design	2022	N/A
Range Road 244 Drainage Project	65,000	-	-	65,000	-	In Design	2023	N/A
Range Road 234 Drainage Project	50,000	-	50,000	-	-	In Design	2022	N/A
Range Road 233 Drainage Project (1.6km)	50,000	-	-	50,000	-	In Design	2023	N/A
Crossing at Rivers Edge Erosion Control	179,945	75,327	40,000	64,618	0	In Progress >75%	2023	Complete
Feasibility Sturgeon Industrial Park Drainage	50,000	-	50,000	-	-	In Design	2022	N/A
Upper Manor Pointe Deficiency	-	11,050	-	-	(11,050)	In Progress >75%	2022	Complete
Drainage Projects (Priorities TBD)	500,000	9,694	550,000	-	(59,694)	In Progress 0-50%	2022	Complete
Potential Wetland Replacement Fund Project	1,000,000	-	100,000	900,000	-	In Design	2023	NA
<i>Bridges</i>	<i>Remaining Project Budget</i>	<i>2022 Cost to Date</i>	<i>Forecast to December 31, 2022</i>	<i>Forecast to Completion</i>	<i>Variance</i>	<i>Project Status</i>	<i>Expected Completion</i>	<i>Tender Status</i>
Bridge File 76230	474,484	189,681	110,319	-	174,484	In Progress >75%	2022	Complete
BF76321	5,000	-	-	-	5,000	Completed	2022	Complete
BF9421	5,000	-	-	-	5,000	Completed	2022	Complete
Bridge File 9433	26,531	-	-	-	26,531	Completed	2022	Complete
BOAN-23-57-0076	111,835	996	-	-	110,839	On Hold	N/A	N/A
BOAN-23-57-0081	111,835	996	-	-	110,839	On Hold	N/A	N/A
Bridge File 558	6,385	-	-	-	6,385	Completed	2022	Complete
BF2212 (Meadowview Dr, East of Rge Rd 261A)	1,500,000	83,520	50,000	1,366,481	(1)	Delayed	2023	Complete
Bridge File 327 & Bridge File 7707	13,419	-	-	-	13,419	Completed	2022	Complete
BF8369 (Rge Rd 251, North of Twp Rd 560)	30,400	20,336	10,064	-	0	In Design	2022	Complete
BF70827-"in trust"	1,948,814	1,340,441	30,000	100,000	478,373	Warranty/FAC	2022	Complete
Bridge File 74697	30,400	-	30,400	-	-	On Hold	2022	N/A
Bridge File 75795	-	-	-	-	-	On Hold	2022	Not Started
BF76053	511,975	-	-	511,975	-	In Progress 0-50%	2023	Complete
BF77414 (Rge Rd 271, South of Twp Rd 554)	381,400	40,288	341,112	-	0	In Progress 51-75%	2022	Complete
BF85336 (Rge Rd 250A, South of Hwy 37)	400,600	27,396	373,204	-	0	In Progress 0-50%	2022	Complete
BF85343	134,239	13,318	-	15,000	105,921	Warranty/FAC	2023	Complete
Emergency Bridge Replacement - 54227 RR263 Culvert Washout BF#85388	6,545	39,498	50,000	-	(82,954)	Completed	2022	Complete

Appendix A: Municipal Capital Project Listing
For the period ended August 31, 2022

DMP Recommended Culvert Upgrades (STIP dependent)	500,000	-	-	125,000	375,000	● Not Yet Started	2023	N/A
HELN-22-57-0071/72	22,400	-	-	-	22,400	● On Hold	2022	N/A
HELN-22-57-0074	22,400	-	-	-	22,400	● On Hold	2022	N/A
Collector Reconstruction	Remaining Project Budget	2022 Cost to Date	Forecast to December 31, 2022	Forecast to Completion	Variance	Project Status	Expected Completion	Tender Status
Rge Rd 10 - Hwy 37 to Pine Sands Subdivision	113,082	7,227	-	105,855	(0)	● On Hold	2023	N/A
Rge Rd 220 - Twp Rd 570 to Redwater	3,180,000	91,579	20,000	3,068,421	(0)	● On Hold	2023	Complete
Rge Rd 234 - Twp Rd 560 to Hwy 28	5,179,228	1,065,790	4,113,438	-	(0)	● In Progress >75%	2022	Complete
Range Road 251 Realignment	650,000	12,439	187,561	-	(0)	● In Design	2022	In Development
Heritage Industrial Park and Rge Rd 254 Reconstruction (inc. Rge Rd 254 extra 100Mm on south limit)	157,444	20,953	250,000	342,364	(0)	● Warranty/FAC	2023	Complete
Meadowview Drive	8,153,032	1,822,310	4,177,690	2,153,032	0	● In Progress 0-50%	2023	Complete
Coalmine Road	3,499,874	364,036	3,135,838	-	(0)	● In Progress 0-50%	2022	Complete
Twp Rd 542A - Trestle Bridge to View Dr	375,000	27,036	347,964	-	0	● In Progress >75%	2022	Complete
Lamoureux Drive Connection to Hwy 15	700,000	-	10,000	690,000	-	● Not Yet Started	2023	N/A
Local Roads	Remaining Project Budget	2022 Cost to Date	Forecast to December 31, 2022	Forecast to Completion	Variance	Project Status	Expected Completion	Tender Status
Local Road Reconstruction	691,613	11,758	-	-	691,613	● On Hold	N/A	N/A
Township Road 572 Reconstruction	-	-	-	-	-	● On Hold	N/A	N/A
Rge Rd 11 - Hwy 37 to South Limit	500,000	7,856	-	492,144	(0)	● On Hold	2023	N/A
Rge Rd 212- Hwy 38 to Hwy 644	200,001	-	-	200,001	(0)	● On Hold	2023	N/A
Rge Rd 220 - Twp Rd 580 to Redwater Bdry	45,000	22,051	22,949	-	0	● In Design	2022	N/A
Rge Rd 232 - Twp Rd 572 to Twp Rd 573	80,000	-	80,000	-	-	● In Design	2022	N/A
Rge Rd 251 - Sturgeon Heights Subdivision to St. Albert Boundary	14,547	15,821	-	-	(1,273)	● Completed	2022	Complete
Roseridge Road - RR251 to HWY 642	58,487	4,451	5,000	-	49,037	● Warranty/FAC	2022	Complete
Hwy 825 & Rge Rd 224A - Intersection	612,077	2,751	-	-	609,325	● Completed	2022	Complete
Rge Rd 252 - Bellerose Dr to Coal Mine Rd	1,985,007	16,806	1,968,201	-	-	● In Progress 0-50%	2022	Complete
Rge Rd 252 - PSHQ to Coal Mine Rd	2,030,869	2,568,006	-	-	(537,137)	● In Progress >75%	2022	Complete
Rge Rd 260 - Hwy 37 to St. Albert Boundary	197,500	-	25,000	172,500	-	● In Design	2023	N/A
Rge Rd 272 - Twp Rd 540 to Hwy 633	1,760,000	70,960	1,689,040	-	0	● In Progress 0-50%	2022	Complete
Rge Rd 274 - Hwy 633 to Hwy 37 (Campsite Road)	6,152,359	1,526,762	4,625,597	500,000	(500,000)	● In Progress 51-75%	2023	Complete
Twp Rd 542 - Rge Rd 251 to Rge Rd 250	84,631	2,553	10,000	-	72,079	● Warranty/FAC	2022	Complete
Twp Rd 544 - Hwy 2 to Pro North Ind. Park	5,256,687	1,585,400	3,671,287	-	(0)	● In Progress >75%	2022	Complete
Carbondale Road Realignment	450,000	56,241	393,759	700,000	(700,000)	● In Design	2023	Not Started
Twp Rd 570 - Rge Rd 224 to HWY 28	1,560	-	1,560	-	0	● Completed	2022	Complete
Twp Rd 540 - Rge Rd 263 to Rge Rd 262	-	7,443	-	-	(7,443)	● Completed	2022	Complete
Twp Rd 552 - Hwy 28 to Rge Rd 231	-	(12,653)	-	-	12,653	● Completed	2022	Complete
Range Road 261 Right of way	45,000	-	-	-	45,000	● Not Yet Started		
LRP Stabilization / Selective Grading	1,500,000	2,800	1,497,200	-	(11,758)	● In Progress 0-50%	2022	Complete

Appendix A: Municipal Capital Project Listing
For the period ended August 31, 2022

Pavement Preservation	Remaining Project Budget	2022 Cost to Date	Forecast to December 31, 2022	Forecast to Completion	Variance	Project Status	Expected Completion	Tender Status
Pavement Preservation Budget (allocated among projects)	3,072,316	1,753,820	1,318,496	-	(0)	In Progress 51-75%	2022	Complete
Rehabilitation	Remaining Project Budget	2022 Cost to Date	Forecast to December 31, 2022	Forecast to Completion	Variance	Project Status	Expected Completion	Tender Status
Cardiff Park Road Rehabilitation (1.9km)	59,953	25,396	34,557	-	0	In Design	2022	N/A
Fort Augustus Subdivision	1,349,900	765,375	584,525	-	(0)	Warranty/FAC	2022	Complete
Pinesands	2,750,897	2,038	2,748,859	-	0	In Progress 0-50%	2022	Complete
Glory Hills Subdivision & Rol Anna Park	4,597,389	874,072	3,723,316	-	0	In Progress >75%	2022	Complete
ProNorth Subdivision Roads	114,073	31,987	82,086	-	(0)	In Design	2027	N/A
Terrault Estates Subdivision	111,367	3,345	-	108,022	(0)	Warranty/FAC	2023	Complete
RQB Hamlet	390,493	657	-	100,000	289,836	Warranty/FAC	2023	Complete
Sturgeon Crest Subdivision	1,200,000	43,192	1,156,808	-	0	In Progress 0-50%	2022	Complete
Surfacing	Remaining Project Budget	2022 Cost to Date	Forecast to December 31, 2022	Forecast to Completion	Variance	Project Status	Expected Completion	Tender Status
Hillsborough Estates Subdivision	4,641,736	154,689	4,487,047	-	(0)	In Progress 51-75%	2022	Complete
Rge Rd 223 - Boysdale Rd to Lamoureux Dr	40,000	-	40,000	-	-	In Design	2022	N/A
Grandview/Glenview/RR242	37,296	331	-	-	36,965	Completed	2022	Complete
Starkey Road Rehabilitation	6,485	-	-	-	6,485	Completed	2022	Complete
Intersection - Rge Rd 272 & Hwy 633	239,987	-	239,987	-	(0)	Completed	2022	Complete
Twp Rd 544 - Rge Rd 280 to Rge Rd 275	163,371	1,279	-	25,000	137,092	Warranty/FAC	2022	Complete
Estate Way - Park Rd to Rge Rd 225	116,014	-	-	116,014	-	In Design	2022	N/A
Township Road 564 - Goose Hummock to RR 231	84,834	871	83,963	-	(0)	In Design	2022	N/A
Twp Rd 570 - Hwy 44 to Alcomdale	100,000	-	100,000	-	-	In Design	2022	N/A
Twp Rd 572 - from Lily Lake Rd to HWY 28	22,870	-	-	-	22,870	Completed	2022	Complete
Range Road 261A Realignment	95,618	7,227	20,000	-	68,391	Completed	2022	Complete
Intersection Improvement	Remaining Project Budget	2022 Cost to Date	Forecast to December 31, 2022	Forecast to Completion	Variance	Project Status	Expected Completion	Tender Status
Sturgeon Road & RR 250 Roundabout	189,702	-	25,000	164,702	-	In Design	2023	N/A
2022 BIR-007: Intersection Improvement Pilot - Crosswalk Project	100,000	-	30,000	70,000	-	In Progress 0-50%	2023	N/A
Intersection Improvement Pilot	500,000	-	500,000	-	-	In Design	2022	N/A
Parks Infrastructure	Remaining Project Budget	2022 Cost to Date	Forecast to December 31, 2022	Forecast to Completion	Variance	Project Status	Expected Completion	Tender Status
OSMP Various Neighborhood sites	124,314	120	140,000	213,000	(228,806)	In Progress 51-75%	2023	Out for Response
Open Spaces Initiatives	1,769,509	47,221	394,000	1,307,723	20,565	In Progress 51-75%	2023	
County Wide Park (Cardiff Park)	80,000	-	80,000	-	-	In Progress >75%	2022	
Temple Trail Design	35,000	-	-	35,000	-	On Hold	2025	
RVA Trail connection to Hwy 15 Bridge	185,000	-	185,000	-	-	In Progress >75%	2022	
Underslung pedestrian bridge (Hwy 15)	630,000	-	630,000	-	-	In Progress >75%	2022	

Appendix A: Municipal Capital Project Listing
For the period ended August 31, 2022

<i>Buildings & Land Improvement</i>	<i>Remaining Project Budget</i>	<i>2022 Cost to Date</i>	<i>Forecast to December 31, 2022</i>	<i>Forecast to Completion</i>	<i>Variance</i>	<i>Project Status</i>	<i>Expected Completion</i>	<i>Tender Status</i>
Brine Evaporation Pond Updates (2020 Deferral)	1,407	-	10,000	-	(8,593)	In Progress >75%	2022	NA
Cardiff Park Office Trailer (2021 SE CAP)	1,293	-	-	-	1,293	Completed	2022	Complete
Coverall Building (2021 SE)	-	45,276	-	-	(45,276)	Completed	2022	
Coverall Buildings (2022 BIR-003)	300,000	-	-	300,000	-	In Design	2023	Not Started
Satellite Yard - Villeneuve Truck Fill (2022 SE)	25,000	22,600	-	-	2,400	Completed	2022	
VLN - Business Development & Jobs Creation Centre	476,107	-	-	-	476,107	Completed	2022	Complete
Public Works Yard Cement Pad	-	16,500	-	-	(16,500)	Completed	2022	
Green & Inclusive Community Buildings Program (2022 SE)	1,000,000	-	-	-	1,000,000	Not Yet Started	2023	
<i>Broadband Infrastructure</i>	<i>Remaining Project Budget</i>	<i>2022 Cost to Date</i>	<i>Forecast to December 31, 2022</i>	<i>Forecast to Completion</i>	<i>Variance</i>	<i>Project Status</i>	<i>Expected Completion</i>	<i>Tender Status</i>
Broadband	7,550,000	1,701,376	4,798,624	1,050,000	-	In Progress 0-50%	2023	Complete
<i>Utility Infrastructure</i>	<i>Remaining Project Budget</i>	<i>2022 Cost to Date</i>	<i>Forecast to December 31, 2022</i>	<i>Forecast to Completion</i>	<i>Variance</i>	<i>Project Status</i>	<i>Expected Completion</i>	<i>Tender Status</i>
Summerbrook Reservoir Upgrades	2,053,430	-	1,026,715	1,026,715	-	In Progress 0-50%	2023	Complete
Rivers Gate Lift Station LS2028	454,616	-	-	-	454,616	Completed	2022	NA
Truck fill - RQB and Cardiff	80,000	-	-	-	80,000	Completed	2022	NA
AIHA Waterline	-	-	-	-	-	On Hold	2022	NA
Sturgeon Road Waterline Extension (CFB E)	373,080	35,175	13,660	-	324,245	Completed	2022	NA
Pumphouse & Reservoir Condition Assessment	26,138	4,500	-	-	21,638	Completed	2022	Complete
Villeneuve Airport Waterline	1,110,007	553,867	556,141	-	(0)	In Progress 51-75%	2022	Complete
Water Pipeline Condition Assessment	16,000	-	-	-	16,000	Completed	2022	Complete
Summerbrook Reservoir Exterior Upgrades	855,908	43,223	406,343	406,342	0	In Progress 0-50%	2023	Complete
Truck Fill Study	77,304	-	47,304	30,000	(0)	In Progress 0-50%	2022	Complete
Water Reservoir Transfer Switch Installation	87,700	-	30,000	57,700	-	In Progress 0-50%	2022	In Development
Landing Trail Waterline Feasibility Study	170,000	18,643	108,857	42,500	0	In Design	2022	Complete
Trestle Ridge Water Project	232,772	25,265	207,507	-	0	In Progress 0-50%	2022	Complete
Namao Ridge Pumphouse Improvements	45,750	-	-	45,750	-	In Progress 0-50%	2023	NA
Truck Fill Station - Hwy 44 & Twp 570	1,100,000	52,515	497,485	550,000	0	In Progress 0-50%	2023	Complete
Pressure Reducing Valve Improvements	504,160	-	504,160	-	-	In Progress 0-50%	2022	In Development
Villeneuve Bulk Water Station Improvements	80,000	-	50,000	30,000	-	In Progress 0-50%	2022	NA
SIP Sewage Dump Station Upgrade Construction	35,034	7,508	27,526	-	(0)	In Progress 51-75%	2022	Complete
Villeneuve Lagoon Improvement	486,341	-	-	-	486,341	Completed	2024	Complete
Wet Weather (Inflow & Infiltration) Construction Improvements	174,909	29,203	125,000	20,706	(0)	In Progress 0-50%	2022	Complete
Calahoo Lagoon Improvements	119,601	11,302	-	-	108,299	Completed	2022	Complete
Sturgeon Industrial Park Sanitary Improvements	100,000	-	-	100,000	-	Not Yet Started	2022	Not Started
RQB Lagoon Assessment	50,000	-	-	-	50,000	Not Yet Started	2022	In Development

Appendix A: Municipal Capital Project Listing
For the period ended August 31, 2022

<i>Machinery & Equipment</i>	<i>Remaining Project Budget</i>	<i>2022 Cost to Date</i>	<i>Forecast to December 31, 2022</i>	<i>Forecast to Completion</i>	<i>Variance</i>	<i>Project Status</i>	<i>Expected Completion</i>	<i>Tender Status</i>
Annual IT Infrastructure Replacement	369,089	-	-	369,089	-	In Progress 0-50%	2023	In Development
Phone System	201,079	-	-	-	201,079	In Progress >75%	2022	NA
Lidar Acquisition	119,180	-	-	-	23,360	Completed	2022	Complete
Server Replacement	57,000	-	45,700	-	11,300	In Progress 0-50%	2023	NA
Audio Visual Replacement	30,000	-	21,460	-	-	In Progress >75%	2022	NA
Tender Replacement	484,184	458,685	-	-	25,499	Completed	2022	Complete
Refurbish F550 Response Unit	20,000	38,097	-	-	(18,097)	Completed	2022	In Development
Thermal Imaging Cameras x 3	36,000	29,850	-	-	6,150	Completed	2022	NA
AirMation Decon Unit	30,000	23,412	-	-	6,588	Completed	2022	NA
Namao Engine	525,000	492,853	-	-	32,147	Completed	2022	Complete
Vic's Camera/Equipment Accessories	20,000	-	20,000	-	-	Not Yet Started	2022	In Development
Enforcement Vehicle	50,000	55,116	-	-	(5,116)	Completed	2022	Complete
Asphalt Heater (2022 SE) - \$20K Combi Packer (2022 SE) - \$100K Loader Snow Blower Attachment (2022 SE) - \$170K Mini Rubber Tracked Excavator (2022 SE) - \$170K	460,000	265,675	168,770	-	25,555	In Progress >75%	2022	Complete
Vehicle Replacement	300,000	-	-	300,000	-	In Progress 0-50%	2023	Complete
Fleet Services Vehicle Replacement	7,000	4,831	-	-	2,169	Completed	2022	Complete
Signal Light Trailers (x2) (2022 SE)	38,000	40,510	-	-	(2,510)	Completed	2022	Complete
Cardiff Room & Security Improvements (2021 SE CAP)	136,250	-	-	136,250	-	Not Yet Started	2023	Not Started
EV Charger Station	-	12,550	49,149	-	(61,699)	In Progress 51-75%	2022	
Forestry Brush Chipper Hose Reel Deploy & Pickup Trailer (2022 SE) Mineral Oil Tank and Truck Equip (2022 SE) Trailer Mounted Pumps (2022 SE)	194,000	-	-	290,000	(96,000)	Not Yet Started	2023	Not Started
1/2 Ton Pickup	165,000	-	160,521	-	4,479	In Progress >75%	2022	Complete
3/4 Ton Pickups	195,000	194,154	-	-	846	Completed	2022	Complete
Divisional Graders	1,100,000	-	1,096,492	-	3,508	In Progress >75%	2022	Complete
Heavy Duty Trucks (Transportation & Engineering Services)	1,535,454	1,006,164	529,290	-	0	In Progress >75%	2022	Complete
Wheel Loader	380,000	-	300,000	-	80,000	In Progress >75%	2022	Complete
Motor Graders	485,000	-	485,000	-	-	In Progress >75%	2022	Complete
Tractors	155,000	128,314	-	-	26,686	Completed	2022	Complete
Truck Replacement	160,000	-	160,000	-	-	In Progress >75%	2022	Complete
Two way radio system	18,750	-	-	18,750	-	Completed	2022	Complete
Vehicles	-	17,929	16,000	3,000	(36,929)	In Progress 51-75%	2023	NA
Event Services Trailer	10,275	-	-	10,275	(0)	In Progress 51-75%	2023	NA
Light Duty Trucks	70,000	52,906	-	-	17,094	Completed	2022	
Tractors	180,000	172,378	-	-	7,622	Completed	2022	
Mower, Towed	58,000	66,193	-	-	(8,193)	Completed	2022	
	104,522,786	20,884,254	57,841,322	19,857,426	5,841,296			

Appendix B:

LT & COW REPORTING

Sturgeon County

For the period ended August 31, 2022

Operating Service Enhancements

Department	Service Enhancement	Year in Place	Expected / Actual Completion	Project Status	Progress Update	Budget Remaining	
Agriculture	2022 BIR-015: Mowing Service Level, Pilot	2022	Q4	2022	In Progress	96,785.12	
Agriculture	Conservation Coordinator	2022	Q1	2022	Completed	6,769.06	
Agriculture	Parks and Trails Operations Technician	2022	Q1	2022	Completed	-	
Agriculture	Parks and Open Spaces Director	2022	Q3	2022	Completed	190,279.24	
Communications	Website Enhancement/Replacement	2021	Q4	2022	In Progress	13,600.00	
Communications	Marketing and Campaigns Specialist	2022	Q4	2022	Completed	Hired	-
Corporate Finance & Treasury	Sturgeon Valley Financial Analysis	2022	Q4	2023	On Track	The first phase of the project is complete, remaining funds will be used for further financial analysis	70,000.00
Corporate Finance & Treasury	Senior Financial Advisor	2022	Q3	2022	Completed	-	
CPIS	Executive Advisor, Innovation and Strategic Initiatives (temp to perm) - CPIS	2022	Q2	2022	Completed	Hired	-
CPIS	Corporate Advocacy Supports (2021 Remainder + 2022 Budget)	2021			In Progress	Never completed -- ongoing	63,945.56
CPIS	Service Catalogue Phase 2	2022	Q3	2023	In Progress	70,000.00	
CPIS	Corporate Planning Analyst	2022	Q3	2022	Completed	Hired	-
Economic Innovation & Growth	Villeneuve Airport Area Growth Supports	2021	Q4	2023	In Progress	30,354.81	
Economic Innovation & Growth	Defense and Security Investment Supports (2021 Remainder + 2022 Budget)	2021	Q4	2023	In Progress	Defense eco-system mapping and interactive database creation, urban air mobility project, defense business development consulting	107,526.53
Economic Innovation & Growth	Investment Attraction Specialist	2022	Q2	2022	Completed	-	
Economic Innovation & Growth	Executive Advisor, Innovation and Strategic Initiatives (temp to perm) - EcDev	2022	Q2	2022	Completed	-	

Appendix B:

LT & COW REPORTING

Sturgeon County

For the period ended August 31, 2022

Operating Service Enhancements

Department	Service Enhancement	Year in Place	Expected / Actual Completion	Project Status	Progress Update	Budget Remaining	
Economic Innovation & Growth	Strategic Advisor, Development & Competitive Positioning	2022	Q2	2022	Completed	-	
Economic Innovation & Growth	VLN Supports (EcDev Specialist and VLN Membership)	2022	Q3	2023	In Development	241,080.00	
Economic Innovation & Growth	EcDev Advertising Resources	2021	Q4	2022	In Development	Marketing and web materials creation to end of 2022	13,100.00
Economic Innovation & Growth	Economic Development and Competitiveness Strategy Update	2022	Q1	2023	In Progress		109,942.80
Family & Community Support	Park, Trail & Grant Coordinator (Pilot)	2021	Q1	2022	Completed		-
Family & Community Support	Sturgeon Victim Services Funding Support	2021	Q4	2023	In Progress	1 year left	6,778.00
Family & Community Support	Open Space Coordinator Support	2022	Q3	2022	Completed		78,200.00
Family & Community Support	Parks and Trails Supervisor	2022	Q1	2022	Completed		12,218.62
Fleet & Facility Services	Custodian Laborer (2021 Remainder + 2022 Budget)	2021	Q1	2022	Completed		18,940.66
Information Services	SharePoint Implementation	2021	Q4	2022	On Track	Contract signed. Will be fully spent in 2022	85,000.00
Information Services	Disaster Recovery Plan (DRP)	2022	Q4	2022	On Track	Hardware - already purchased and in the process of being implemented. Additional \$14,000 spend in 2022. Balance to be uncommitted.	27,455.17
Information Services	GIS Technician (Contract)	2022	Q4	2023	On Track	Multiple contractors will be utilized, not until 2023	60,000.00
Information Services	Broadband External Project Supports	2022	Q4	2022	On Track	Permanent funding for operations	-
Information Services	Broadband Project Coordinator	2022	Q2	2022	Completed		-
Information Services	Business Analyst	2022	Q1	2022	Completed		-
Information Services	E-Commerce Platform	2022	Q2	2023	Off Track		-
Information Services	Security Protection Changes	2022	Q3	2022	Completed	E5 licenses for Council and Leadership Team.	-

Appendix B:

LT & COW REPORTING

Sturgeon County

For the period ended August 31, 2022

Operating Service Enhancements

Department	Service Enhancement	Year in Place	Expected / Actual Completion	Project Status	Progress Update	Budget Remaining	
Information Services	Lidar Acquisition	2021	Q3	2022	Completed	No further costs in 2022.	23,360.00
Planning & Development Services	Environmental Planning Services Roadmap	2021	Q4	2023		In conjunction with the MDP - currently under review	95,000.00
Planning & Development Services	Municipal Development Plan	2022	Q4	2023	On Track	This will be started shortly.	500,000.00
Planning & Development Services	Digital Permitting Platform & Customer Experience	2022	Q4	2023	Off Track	On hold - pending consideration of a 2023 service enhancement to top up	100,000.00
Planning & Development Services	Executive Advisor, Innovation and Strategic Initiatives (temp to perm) - P&D	2022	Q1	2022	Completed	Hired	-
Procurement Services	Contract Management Coordinator	2022	Q1	2022	Completed		-
Procurement Services	Procurement Specialist	2022	Q2	2022	Completed		-
Fire Services	Firefighter x Three Positions (2021 Remainder + 2022 Budget)	2021			Completed		52,902.18
Fire Services	Firefighters x Three Positions (2022 Hire)	2022	Q1	2022	Completed		-
Fire Services	Paid on Call Firefighters - Transition	2022	Q2	2023	Not Started		150,000.00
Transportation & Engineering Services	Gravel Road & Shoulder Stabilization (2021 Remainder + 2022 Budget)	2021	Q4	2022	In Progress	Construction in progress	302,429.15
Transportation & Engineering Services	Intersection Improvement Program	2021	Q4	2022	In Progress	In Design	37,464.67
Transportation & Engineering Services	Signs Service Enhancement	2021	Q4	2022	In Progress	All Hwy advance signs installed. Other works in progress	108,052.03
Transportation & Engineering Services	Train Whistle Cessation (2021 Remainder + 2022 Budget)	2021			In Progress	Ongoing CN review of engineering assessment in progress	278,975.00
Transportation & Engineering Services	2022 BIR-0025: Villeneuve Public Engagement for Fencing, Signage & Landscaping (reduction to OSMP 'bucket').	2022				Internal strategy being developed for rollout Public engagement discussion underway	10,000.00
Transportation & Engineering Services	2022 BIR-020: Speed Control Review	2022	Q1	2023	In Progress		25,000.00
Transportation & Engineering Services	General Municipal Servicing Standards (GMSS)	2022	Q1	2023	In Progress		10,513.04

Appendix B:

Sturgeon County

For the period ended August 31, 2022

Operating Service Enhancements

<i>Department</i>	<i>Service Enhancement</i>	<i>Year in Place</i>	<i>Expected / Actual Completion</i>		<i>Project Status</i>	<i>Progress Update</i>	<i>Budget Remaining</i>
Transportation & Engineering Services	Gravel Road Maintenance System (Training & Optimization)	2022	Q4	2022	In Progress	Training in progress, invoices forth coming; Training manual in development	85,000.00
Transportation & Engineering Services	Registered / Unregistered Ditches	2022	Q4	2022	In Progress		97,836.40
Transportation & Engineering Services	Transportation Master Plan	2022	Q1	2023	In Progress		125,000.00
Solid Waste	2022 BIR-0026: Waste to Resource Technologies	2022	Q4	2023	In Progress	Should be used to fund Scott, Travis, and Councilor(s) travel cost should have preliminary consultant costs 25% expected to spend in 2022, 75% in 2023	98,554.75
Wastewater Services	Allin Ridge - low pressure sewer conversion study	2022	Q4	2023	In Development		70,000.00
Wastewater Services	Calahoo Lagoon Condition Assessment	2021	Q4	2022	In Progress		100,471.58
Wastewater Services	RQB Lagoon Assessment	2022	Q4	2022	In Progress		50,000.00
Water Services	Utility Asset Management Implementation	2021	Q4	2022	In Progress		33,271.60
Water Services	Redwater Bulk Water Station - Hose Increase	2022	Q4	2022	Completed	Waiting on invoice to be received	40,000.00
Water Services	Utility Waterline Expansion - Feasibility	2022	Q4	2022	In Progress		80,000.00
Water Services	Utility Monthly Billing	2022	Q3	2022	Completed		-
Water Services	Pumphouse & Reservoir Condition Assessment Study	2020	Q3	2022	Completed		-
Water Services	Water Pipeline Condition Assessment	2021	Q3	2022	Completed		-

Appendix C:

LT & COW REPORTING

Sturgeon County

For the period ended August 31, 2022

In-year Approved Initiatives

<i>Department</i>	<i>Initiative</i>	<i>Term</i>	<i>Expected / Actual Completion</i>		<i>Project Status</i>	<i>Progress Update</i>	<i>Budget Remaining</i>
Agriculture	Increased Membership to ASB by 2 non-Council Members	Permanent					5,000.00
Assessment	2022-2023 Regulated Assessment Review	One Time	Q3	2023	On Track	Contract in progress. 2022 spend \$60,000 (\$30,000 plus \$30,000)	145,800.00
CAO	Administrative Support to Council - EcoSystem	Permanent	Q2	2022	Completed	Hired	-
Communications	Web Technician - Canada Summer Jobs	One Time	Q2	2022	Completed	Hired	-
Communications	New Residents Guide	One Time	Q2	2023	Not Started	Website is a priority to be completed before this is started	10,000.00
Corporate Finance & Treasury	Finance Clerk - Canada Summer Jobs	One Time	Q2	2022	Completed		-
Corporate Finance & Treasury	SV Development Technical Analysis - Offsite Levy Bylaw & Policy Review	One Time	Q4	2023	Not Yet Started		57,543.45
CPIS	Research Support Officer - Canada Summer Jobs	One Time	Q3	2022	Completed	Hired	-
Economic Innovation & Growth	Ec Dev - Canada Summer Jobs	One Time	Q2	2022	Completed		-
Economic Innovation & Growth	Administrative Aid to EcoSystem Director	Permanent	Q3	2022	Completed		-
Economic Innovation & Growth	Contract Project Manager - EcoSystem	One Time	Q4	2023	In Development	Needs assessment underway for Waste to Resource as well as the potential for contract grant writer.	60,000.00
Family & Community Support	Rec Cost Sharing	One Time	Q1	2022	Completed		-
Family & Community Support	Rec Cost Sharing - CFB Edmonton	One Time	Q1	2022	Completed		-
Family & Community Support	2022 Community Grants - ASP Groups	One Time	Q1	2022	Completed		-
Family & Community Support	2022 Community Grants - Recognized Community Groups	One Time	Q1	2022	Completed		-
Family & Community Support	2022 Family & Community Services Grant	One Time	Q1	2022	Completed		-
Family & Community Support	2022 Dale MacMillan Scholarship for Community Leadership	One Time	Q3	2022	Completed		-

Appendix C:

Sturgeon County

For the period ended August 31, 2022

In-year Approved Initiatives

<i>Department</i>	<i>Initiative</i>	<i>Term</i>	<i>Expected / Actual Completion</i>		<i>Project Status</i>	<i>Progress Update</i>	<i>Budget Remaining</i>
Fleet & Facility Services	Annual Lease of VLN	Permanent			Completed	Cancelled	-
Information Services	IT Analyst - Canada Summer Jobs	One Time	Q2	2022	Completed		-
Planning & Development Services	Resource Extraction Review	One Time	Q4	2022	In Progress		4,540.28
Transportation & Engineering Services	General Municipal Servicing Standards (GMSS) - Update	One Time	Q1	2023	In Progress	Draft is complete	157,294.00
Transportation & Engineering Services	Functional Planning Study of Sturgeon Road Widening + Hwy 28 Intersection Improvement	One Time	Q1	2023	In Progress		90,000.00
Transportation & Engineering Services	127 Street Functional Planning Study - Cost Update and Regional Funding Confirmation	One Time	Q1	2023	In Progress		85,000.00
Transportation & Engineering Services	Transportation Master Plan	One Time	Q1	2023	In Progress		125,000.00
Transportation & Engineering Services	Dust Suppression Subsidy	One Time	Q3	2022	Completed		42,185.00
Stormwater	SV Storm Water Management Plan + Hydrogeological Analysis	One Time	Q2	2023	In Progress	Currently tendered and awarded in 2022	123,161.09
Solid Waste	Waste to Energy Investigation	One Time	Q4	2023	In Progress	Should be used to fund travel cost should have preliminary consultant costs 25% expected to spend in 2022, 75% in 2023	100,000.00
Wastewater Services	WWIA Ph2 - WasteWater	One Time	Q4	2022	In Progress		31,202.00
Water Services	Sturgeon Valley Servicing - Water	One Time	Q4	2022	In Progress		100,000.00