



2024-02-20

Cpl. Dillon VAHEY
Acting Detachment Commander
Redwater, Alberta

Dear Mayor Alanna HNATIW,

Please find the quarterly Community Policing Report attached that covers the October 1st to December 31st, 2023 reporting period. The attached report serves to provide a quarterly snapshot of the human resources, financial data and crime statistics for the Redwater RCMP Detachment.


I would also like to update you on one of our current technological endeavours. Over the last decade, the RCMP has utilized Remotely Piloted Aircraft Systems (RPAS) to support our specialized units, i.e. our Emergency Response Teams – which has been incredibly effective for enhancing police and public safety. Although the advancement of technology benefits industry and recreation, it facilitates greater accessibility for criminals, which requires a strategic response. To remain current in our ever-changing environment, and to be responsive to public reviews that call for better access to air support such as the Nova Scotia Mass Casualty Commission of Inquiry, we are actively researching and testing new technologies in a policing environment to enhance public safety. One such technology is how we might use RPAS for potential new police applications. This includes how we might use RPAS to assist with select calls for service, crime photography, search and rescue, and unfolding critical incidents, i.e. an active shooter. With its potential and capability for wider applications, we are further considering program options for our municipal, rural, and Indigenous communities; scalable depending on community need and interest. While we will always need a helicopter and fixed-wing aircraft for the movement of resources, these larger assets are not always immediately available. RPAS technology is providing an opportunity for our communities to effectively have their own police air support, at a significantly lower cost. As I learn more about further opportunities and challenges, I will be sure to keep you updated and informed.

Your ongoing engagement and the feedback you provide guides our Detachment team, and supports the reinforcement of your policing priorities. I always remain available to discuss your community-identified policing priorities and/or any ideas you may have that will enhance our service delivery to address the priorities that are important to you. As the Chief of Police for your community, I invite you to contact me should you have any questions or concerns.



Regards,

Cpl. Dillon VAHEY
NCO i/c
Redwater RCMP Detachment



RCMP Provincial Policing Report


Detachment	Redwater
Detachment Commander	Cpl. Dillon Vahey
Quarter	Q3
FTE Utilization Plan	2023/24
Date of Report	

Community Consultations


Date	2023-11-03
Meeting Type	Community Connection
Topics Discussed	Youth
Notes/Comments	Members invited to and attended Remembrance Day Ceremony at Ochre Park Elementary School (Red Serge Duty).

Date	2023-11-06
Meeting Type	Meeting with Stakeholder(s)
Topics Discussed	Regular reporting information sharing
Notes/Comments	Met with Redwater CAO to discuss local concerns, trends, and initiatives.

Date	2023-11-07
Meeting Type	Community Connection
Topics Discussed	Crime Reduction Initiatives
Notes/Comments	Members attended monthly Coffee-with-a-Cop session at the Redwater Tim Hortons




Date	2023-12-21
Meeting Type	Community Connection
Topics Discussed	Crime Reduction Initiatives
Notes/Comments	Member attended the Newbrook Library and had coffee with several community members discussing local concerns.



Community Priorities

<p>Priority 1</p>	<p>Crime Reduction - Prolific Offenders</p>
<p>Current Status & Results</p>	<p>Members have been proactively monitoring 16 offenders and conducted 30 checks. As a result of proactive checks, 17 charges for failure to comply have been laid, and several offenders are currently remanded, pending further court processes.</p> <p>Warrant executions remain steady, with proactive warrant checks in the area being completed.</p> <p>BAIT deployments still have not occurred, pending the availability of appropriate BAIT items related to crime in the Redwater Jurisdiction.</p>
<p>Priority 2</p>	<p>Community Engagement</p>
<p>Current Status & Results</p>	<p>Redwater Detachment has held numerous Coffee with a Cop events, and informal meetings with stakeholders. Further efforts are being made for Town Hall planning, including plans for a digital formatted Town Hall.</p> <p>Interactions with the schools remain solid, with member having been invited to and participating in Remembrance Day ceremonies, conducting Red Serge Duties.</p> <p>Media releases remain to be investigation specific.</p> <p>Rave Alerts continue to be sent out weekly, with good community feedback.</p>
<p>Priority 3</p>	<p>Enforcement/Visiblity in Communities</p>
<p>Current Status & Results</p>	<p>Members have continued to complete proactive traffic enforcement, having written 31 violation tickets and 11 warnings during the third quarter.</p> <p>Numerous checks stops were completed, with an increase over the Holiday Season, receiving lots of positive feedback from those who interacted with members roadside. Members were happy to ensure driver's sobriety and road safety.</p>



Priority 4


Reduce substances abuse

Current Status & Results

Drug and drug related charges were down during the third quarter, likely due to several prolific offenders being held in custody or serving sentences.

Engagement of support units remains steady, with EAD Crime Reduction Unit offering their assistance with training and development, as well as with locating wanted individuals believed to be in the Redwater Jurisdiction.

RPACT engagements remain steady, with their input being obtained on matters that, while mental health related, did not meet their mandate for deployment.




Crime Statistics¹


The following table provides policing statistics on actual offences within the periods listed. Please see Appendix for additional information and a five-year comparison.

Category	October - December			January - December		
	2022	2023	% Change Year-over-Year	2022	2023	% Change Year-over-Year
Total Criminal Code	275	254	-8%	1,008	1,016	1%
<i>Persons Crime</i>	58	55	-5%	194	233	20%
<i>Property Crime</i>	174	164	-6%	634	617	-3%
<i>Other Criminal Code</i>	43	35	-19%	180	166	-8%
Traffic Offences						
<i>Criminal Code Traffic</i>	18	19	6%	47	77	64%
<i>Provincial Code Traffic</i>	555	567	2%	2,325	2,665	15%
<i>Other Traffic</i>	1	1	0%	2	4	100%
CDSA Offences	2	5	150%	12	15	25%
Other Federal Acts	4	7	75%	20	22	10%
Other Provincial Acts	64	68	6%	239	253	6%
Municipal By-Laws	1	6	500%	30	26	-13%
Motor Vehicle Collisions	133	95	-29%	354	274	-23%

1. Data extracted from a live database (PROS) and is subject to change over time.

Trends/Points of Interest





Provincial Police Service Composition Table²

Staffing Category	Established Positions	Working	Soft Vacancies ³	Hard Vacancies ⁴
Police Officers	8	7	0	1
Detachment Support	4	2	0	2

2. Data extracted on December 31, 2023 and is subject to change.

3. Soft Vacancies are positions that are filled but vacant due to maternity/paternity leave, medical leave, etc. and are still included in the overall FTE count.

4. Hard Vacancies reflect positions that do not have an employee attached and need to be filled.

Comments

Police Officers: Of the eight established positions, seven officers are currently working. There is one hard vacancy.

Detachment Support: Of the four established positions, there are two resources working. There are two hard vacancies.

Quarterly Financial Drivers

--



Redwater Provincial Detachment Crime Statistics (Actual) Q4: 2019 - 2023

All categories contain "Attempted" and/or "Completed"

January 5, 2024

CATEGORY	Trend	2019	2020	2021	2022	2023	% Change 2019 - 2023	% Change 2022 - 2023	Avg File +/- per Year
Offences Related to Death		0	0	1	0	1	N/A	N/A	0.2
Robbery		7	0	0	1	1	-86%	0%	-1.1
Sexual Assaults		1	0	1	3	0	-100%	-100%	0.1
Other Sexual Offences		0	2	1	0	0	N/A	N/A	-0.2
Assault		15	12	33	35	35	133%	0%	6.3
Kidnapping/Hostage/Abduction		1	0	1	1	1	0%	0%	0.1
Extortion		0	0	0	1	0	N/A	-100%	0.1
Criminal Harassment		13	0	6	7	7	-46%	0%	-0.5
Uttering Threats		6	2	14	10	10	67%	0%	1.6
TOTAL PERSONS		43	16	57	58	55	28%	-5%	6.6
Break & Enter		41	36	25	41	43	5%	5%	0.9
Theft of Motor Vehicle		12	21	17	14	14	17%	0%	-0.3
Theft Over \$5,000		3	2	4	13	8	167%	-38%	2.1
Theft Under \$5,000		34	23	14	32	23	-32%	-28%	-1.3
Possn Stn Goods		24	14	8	19	24	0%	26%	0.5
Fraud		9	12	8	13	10	11%	-23%	0.3
Arson		4	3	1	4	0	-100%	-100%	-0.7
Mischief - Damage To Property		37	22	23	34	28	-24%	-18%	-0.6
Mischief - Other		5	0	4	4	14	180%	250%	2.2
TOTAL PROPERTY		169	133	104	174	164	-3%	-6%	3.1
Offensive Weapons		5	5	2	3	5	0%	67%	-0.2
Disturbing the peace		2	0	4	3	5	150%	67%	0.9
Fail to Comply & Breaches		18	10	18	13	17	-6%	31%	0.1
OTHER CRIMINAL CODE		4	4	10	24	8	100%	-67%	2.8
TOTAL OTHER CRIMINAL CODE		29	19	34	43	35	21%	-19%	3.6
TOTAL CRIMINAL CODE		241	168	195	275	254	5%	-8%	13.3



Redwater Provincial Detachment

Crime Statistics (Actual)

Q4: 2019 - 2023

All categories contain "Attempted" and/or "Completed"

January 5, 2024

CATEGORY	Trend	2019	2020	2021	2022	2023	% Change 2019 - 2023	% Change 2022 - 2023	Avg File +/- per Year
Drug Enforcement - Production		0	0	0	0	0	N/A	N/A	0.0
Drug Enforcement - Possession		7	1	0	2	5	-29%	150%	-0.3
Drug Enforcement - Trafficking		0	0	0	0	0	N/A	N/A	0.0
Drug Enforcement - Other		0	0	1	0	0	N/A	N/A	0.0
Total Drugs		7	1	1	2	5	-29%	150%	-0.3
Cannabis Enforcement		0	0	0	1	0	N/A	-100%	0.1
Federal - General		0	0	3	1	2	N/A	100%	0.5
TOTAL FEDERAL		7	1	4	4	7	0%	75%	0.3
Liquor Act		6	2	0	2	0	-100%	-100%	-1.2
Cannabis Act		3	0	0	3	1	-67%	-67%	-0.1
Mental Health Act		8	9	31	32	35	338%	9%	7.7
Other Provincial Stats		34	50	30	27	32	-6%	19%	-2.7
Total Provincial Stats		51	61	61	64	68	33%	6%	3.7
Municipal By-laws Traffic		3	0	1	0	1	-67%	N/A	-0.4
Municipal By-laws		6	12	6	1	5	-17%	400%	-1.3
Total Municipal		9	12	7	1	6	-33%	500%	-1.7
Fatals		1	1	1	1	1	0%	0%	0.0
Injury MVC		5	14	10	8	5	0%	-38%	-0.6
Property Damage MVC (Reportable)		114	73	100	102	80	-30%	-22%	-3.9
Property Damage MVC (Non Reportable)		10	15	16	22	9	-10%	-59%	0.5
TOTAL MVC		130	103	127	133	95	-27%	-29%	-4.0
Roadside Suspension - Alcohol (Prov)		N/A	N/A	N/A	N/A	8	N/A	N/A	N/A
Roadside Suspension - Drugs (Prov)		N/A	N/A	N/A	N/A	0	N/A	N/A	N/A
Total Provincial Traffic		883	545	412	555	567	-36%	2%	-62.2
Other Traffic		8	5	1	1	1	-88%	0%	-1.8
Criminal Code Traffic		25	11	7	18	19	-24%	6%	-0.5
Common Police Activities									
False Alarms		15	7	15	3	13	-13%	333%	-0.8
False/Abandoned 911 Call and 911 Act		14	13	14	32	21	50%	-34%	3.3
Suspicious Person/Vehicle/Property		59	42	57	32	57	-3%	78%	-1.4
Persons Reported Missing		6	5	6	3	4	-33%	33%	-0.6
Search Warrants		0	2	0	0	0	N/A	N/A	-0.2
Spousal Abuse - Survey Code (Reported)		33	15	29	30	35	6%	17%	1.9
Form 10 (MHA) (Reported)		0	3	4	6	2	N/A	-67%	0.7